

2023 Annual Agency Profile - West Texas Opportunities, Inc. (NTD ID 60243)

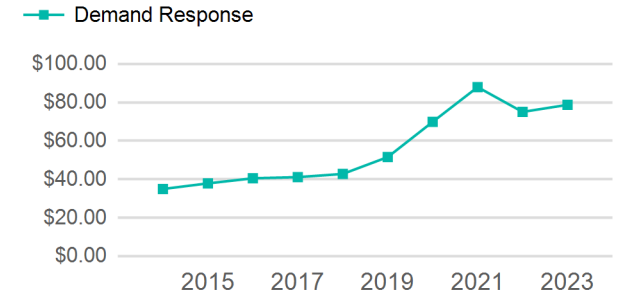
Mailing Address: 603 N 4TH ST
LAMESA, TX

[https://www.gowto.org/index.cfm?
Website: fuseaction=dep_intro&dept_id=7](https://www.gowto.org/index.cfm?fuseaction=dep_intro&dept_id=7)

Service Consumed

Annual Unlinked Trips (UPT) 63,447

Operating Expenses per Vehicle Revenue Mile



Assets

Revenue Vehicles 145
Service Vehicles 7
Facilities 6

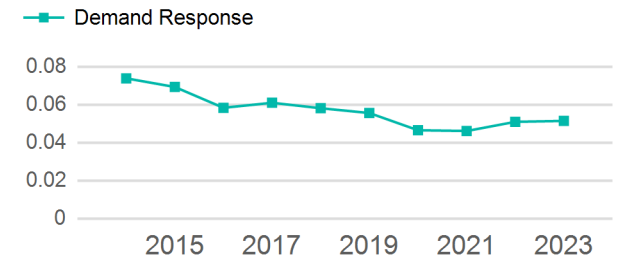
Service Supplied

Annual Vehicle Revenue Miles (VRM) 1,233,069
Annual Vehicle Revenue Hours (VRH) 52,965
Vehicles Operated in Maximum Service (VOMS) 110

Modal Characteristics

Mode	Annual Unlinked Passenger Trips	Directly Operated VOMS	Purchased Transportation VOMS	Annual Vehicle Revenue Miles	Annual Vehicle Revenue Hours
Demand Response	63,447	110	0	1,233,069	52,965
Total	63,447	110	0	1,233,069	52,965

Unlinked Passenger Trip per Vehicle Revenue Mile



Mode	Service Efficiency		Service Effectiveness		
	OE per VRM	OE per VRH	UPT per VRM	UPT per VRH	OE per UPT
Demand Response	\$4.05	\$94.32	0.1	1.2	\$78.74
Total	\$4.05	\$94.32	0.1	1.2	\$78.74

2023 Annual Agency Profile - West Texas Opportunities, Inc. (NTD ID 60243)

2023 Funding Breakdown

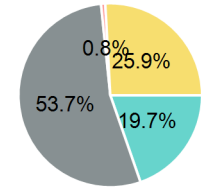
Summary of Operating Expenses (OE)

Mode	Operating Expenses	Fare Revenues
Demand Response	\$4,995,608	\$0
Total	\$4,995,608	\$0

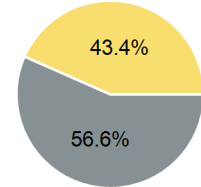
Sources of Operating Funds Expended

Directly Generated	\$982,121
Federal Government	\$2,683,326
Local Government	\$37,610
State Government	\$1,292,551
Total Operating Funds Expended	\$4,995,608

Operating Funding Sources



Capital Funding Sources



Sources of Capital Funds Expended

Directly Generated	\$0
Federal Government	\$1,130,932
Local Government	\$0
State Government	\$866,925
Total Capital Funds Expended	\$1,997,857

2023 Asset Management

Transit Asset Management (TAM) Tier	Tier II	TAM Sponsor NTD ID	6R05
--	---------	---------------------------	------

Metrics

Mode	Average Fleet Age in Years
Demand Response	7.1