

2023 Annual Agency Profile - Black River Area Development Corporation (NTD ID 60250)

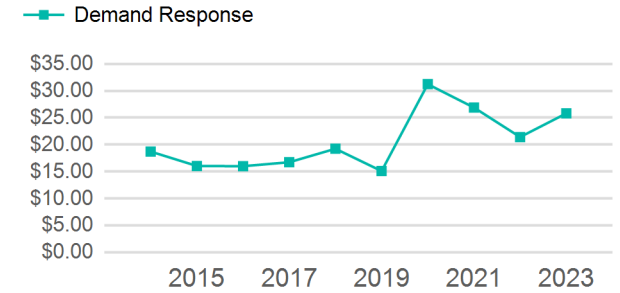
Mailing Address: 1403 HOSPITAL DR
POCAHONTAS, AR

Website: <https://bradcorp.org/transportation/>

Service Consumed

Annual Unlinked Trips (UPT) 13,802

Operating Expenses per Vehicle Revenue Mile



Assets

Revenue Vehicles	9
Service Vehicles	1
Facilities	1

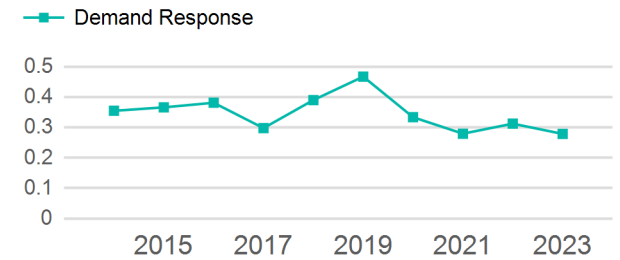
Service Supplied

Annual Vehicle Revenue Miles (VRM)	49,516
Annual Vehicle Revenue Hours (VRH)	4,255
Vehicles Operated in Maximum Service (VOMS)	9

Modal Characteristics

Mode	Annual Unlinked Passenger Trips	Directly Operated VOMS	Purchased Transportation VOMS	Annual Vehicle Revenue Miles	Annual Vehicle Revenue Hours
Demand Response	13,802	9	0	49,516	4,255
Total	13,802	9	0	49,516	4,255

Unlinked Passenger Trip per Vehicle Revenue Mile



Mode	Service Efficiency		Service Effectiveness		
	OE per VRM	OE per VRH	UPT per VRM	UPT per VRH	OE per UPT
Demand Response	\$7.19	\$83.72	0.3	3.2	\$25.81
Total	\$7.19	\$83.72	0.3	3.2	\$25.81

2023 Annual Agency Profile - Black River Area Development Corporation (NTD ID 60250)

2023 Funding Breakdown

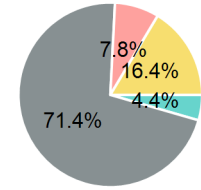
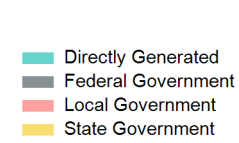
Summary of Operating Expenses (OE)

Mode	Operating Expenses	Fare Revenues
Demand Response	\$356,244	\$0
Total	\$356,244	\$0

Sources of Operating Funds Expended

Directly Generated	\$15,826
Federal Government	\$254,286
Local Government	\$27,844
State Government	\$58,288
Total Operating Funds Expended	\$356,244

Operating Funding Sources



Capital Funding Sources



Sources of Capital Funds Expended

Directly Generated	\$0
Federal Government	\$163,706
Local Government	\$0
State Government	\$0
Total Capital Funds Expended	\$163,706

2023 Asset Management

Transit Asset Management (TAM) Tier	Tier II	TAM Sponsor NTD ID	6R01
--	---------	---------------------------	------

Metrics

Mode	Average Fleet Age in Years
Demand Response	6.8