

# 2023 Annual Agency Profile - City of Portales (NTD ID 60253)

**Mailing Address:** 1028 COMMUNITY WAY  
PORTALES, NM

**Website:** [https://portalesnm.gov/services/departments\\_g-z/transportation/index.php](https://portalesnm.gov/services/departments_g-z/transportation/index.php)

## Service Consumed

**Annual Unlinked Trips (UPT)** 11,816

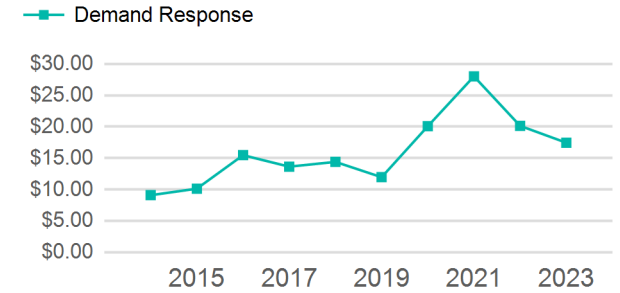
## Service Supplied

**Annual Vehicle Revenue Miles (VRM)** 46,814

**Annual Vehicle Revenue Hours (VRH)** 5,373

**Vehicles Operated in Maximum Service (VOMS)** 3

## Operating Expenses per Vehicle Revenue Mile



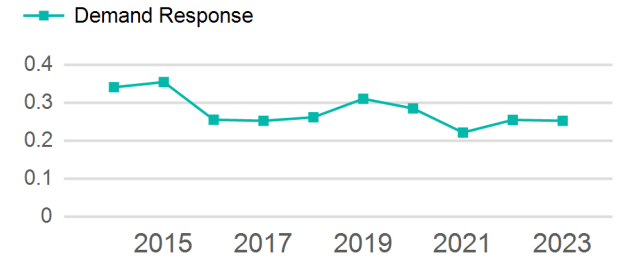
## Assets

**Revenue Vehicles** 5  
**Service Vehicles**  
**Facilities**

## Modal Characteristics

Mode	Annual Unlinked Passenger Trips	Directly Operated VOMS	Purchased Transportation VOMS	Annual Vehicle Revenue Miles	Annual Vehicle Revenue Hours
Demand Response	11,816	3	0	46,814	5,373
<b>Total</b>	<b>11,816</b>	<b>3</b>	<b>0</b>	<b>46,814</b>	<b>5,373</b>

## Unlinked Passenger Trip per Vehicle Revenue Mile



Mode	Service Efficiency		Service Effectiveness		
	OE per VRM	OE per VRH	UPT per VRM	UPT per VRH	OE per UPT
Demand Response	\$4.41	\$38.38	0.3	2.2	\$17.45
<b>Total</b>	<b>\$4.41</b>	<b>\$38.38</b>	<b>0.3</b>	<b>2.2</b>	<b>\$17.45</b>

# 2023 Annual Agency Profile - City of Portales (NTD ID 60253)

## 2023 Funding Breakdown

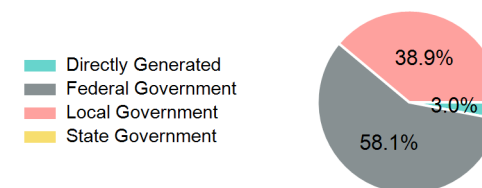
### Summary of Operating Expenses (OE)

Mode	Operating Expenses	Fare Revenues
Demand Response	\$206,235	\$0
<b>Total</b>	<b>\$206,235</b>	<b>\$0</b>

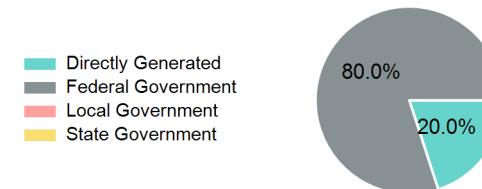
### Sources of Operating Funds Expended

Directly Generated	\$6,203
Federal Government	\$119,722
Local Government	\$80,310
State Government	\$0
<b>Total Operating Funds Expended</b>	<b>\$206,235</b>

### Operating Funding Sources



### Capital Funding Sources



### Sources of Capital Funds Expended

Directly Generated	\$31,777
Federal Government	\$127,109
Local Government	\$0
State Government	\$0
<b>Total Capital Funds Expended</b>	<b>\$158,886</b>

## 2023 Asset Management

<b>Transit Asset Management (TAM) Tier</b>	Tier II	<b>TAM Sponsor NTD ID</b>	6R03
--	---------	---------------------------	------

### Metrics

Mode	Average Fleet Age in Years
Demand Response	6.8