

2023 Annual Agency Profile - Big Five Community Services, Inc. (NTD ID 60258)

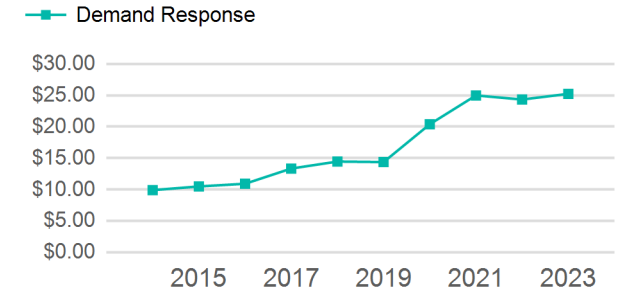
Mailing Address: 1502 N 1ST AVE
DURANT, OK

Website: <http://www.bigfive.org>

Service Consumed

Annual Unlinked Trips (UPT) 51,022

Operating Expenses per Vehicle Revenue Mile



Assets

Revenue Vehicles 54
Service Vehicles
Facilities

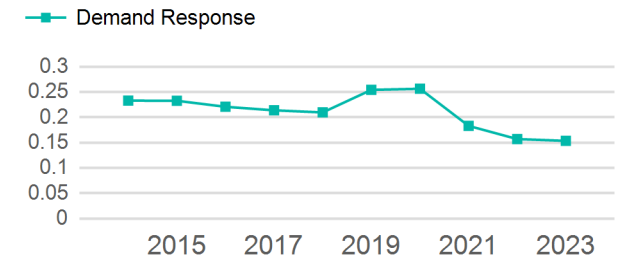
Service Supplied

Annual Vehicle Revenue Miles (VRM) 332,222
Annual Vehicle Revenue Hours (VRH) 29,941
Vehicles Operated in Maximum Service (VOMS) 26

Modal Characteristics

Mode	Annual Unlinked Passenger Trips	Directly Operated VOMS	Purchased Transportation VOMS	Annual Vehicle Revenue Miles	Annual Vehicle Revenue Hours
Demand Response	51,022	26	0	332,222	29,941
Total	51,022	26	0	332,222	29,941

Unlinked Passenger Trip per Vehicle Revenue Mile



Metrics

Mode	Service Efficiency		Service Effectiveness		
	OE per VRM	OE per VRH	UPT per VRM	UPT per VRH	OE per UPT
Demand Response	\$3.88	\$43.00	0.2	1.7	\$25.23
Total	\$3.88	\$43.00	0.2	1.7	\$25.23

2023 Annual Agency Profile - Big Five Community Services, Inc. (NTD ID 60258)

2023 Funding Breakdown

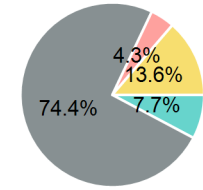
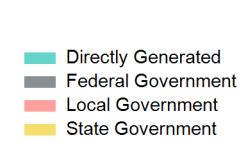
Summary of Operating Expenses (OE)

Mode	Operating Expenses	Fare Revenues
Demand Response	\$1,287,475	\$0
Total	\$1,287,475	\$0

Sources of Operating Funds Expended

Directly Generated	\$99,478
Federal Government	\$957,502
Local Government	\$54,951
State Government	\$175,544
Total Operating Funds Expended	\$1,287,475

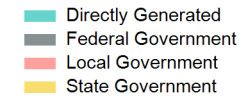
Operating Funding Sources



Capital Funding Sources

Sources of Capital Funds Expended

Directly Generated	\$0
Federal Government	\$0
Local Government	\$0
State Government	\$0
Total Capital Funds Expended	\$0



2023 Asset Management

Transit Asset Management (TAM) Tier	Tier II	TAM Sponsor NTD ID	6R04
--	---------	---------------------------	------

Metrics

Mode	Average Fleet Age in Years
Demand Response	7.1