

# 2023 Annual Agency Profile - Central Oklahoma Community Action Agency (NTD ID 60259)

Mailing Address: 131 N BELL AVE  
SHAWNEE, OK

Website: <http://www.cocaa.org>

## Service Consumed

Annual Unlinked Trips (UPT) 15,168

## Service Supplied

Annual Vehicle Revenue Miles (VRM) 165,462

Annual Vehicle Revenue Hours (VRH) 14,415

Vehicles Operated in Maximum Service (VOMS) 9

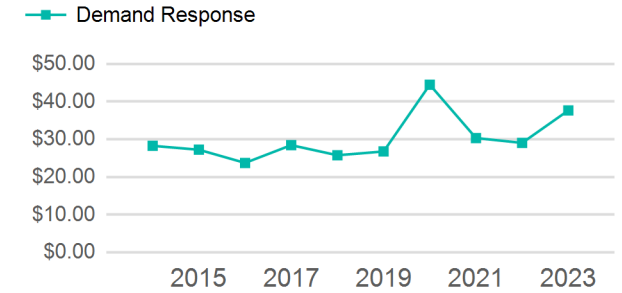
## Assets

Revenue Vehicles 12

Service Vehicles

Facilities

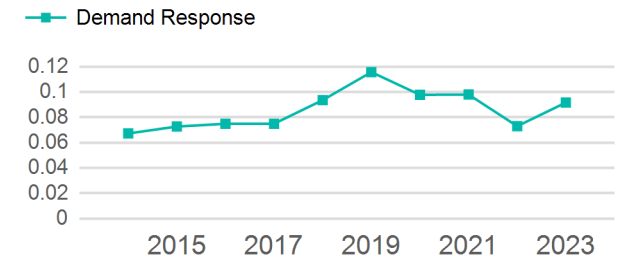
## Operating Expenses per Vehicle Revenue Mile



## Modal Characteristics

Mode	Annual Unlinked Passenger Trips	Directly Operated VOMS	Purchased Transportation VOMS	Annual Vehicle Revenue Miles	Annual Vehicle Revenue Hours
Demand Response	15,168	9	0	165,462	14,415
<b>Total</b>	<b>15,168</b>	<b>9</b>	<b>0</b>	<b>165,462</b>	<b>14,415</b>

## Unlinked Passenger Trip per Vehicle Revenue Mile



Mode	Service Efficiency		Service Effectiveness		
	OE per VRM	OE per VRH	UPT per VRM	UPT per VRH	OE per UPT
Demand Response	\$3.45	\$39.62	0.1	1.1	\$37.65
<b>Total</b>	<b>\$3.45</b>	<b>\$39.62</b>	<b>0.1</b>	<b>1.1</b>	<b>\$37.65</b>

# 2023 Annual Agency Profile - Central Oklahoma Community Action Agency (NTD ID 60259)

## 2023 Funding Breakdown

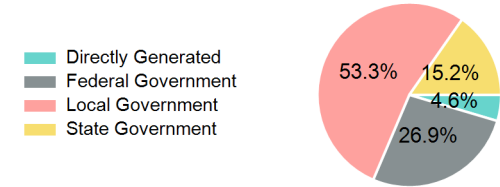
### Summary of Operating Expenses (OE)

Mode	Operating Expenses	Fare Revenues
Demand Response	\$571,144	\$0
<b>Total</b>	<b>\$571,144</b>	<b>\$0</b>

### Sources of Operating Funds Expended

Directly Generated	\$26,071
Federal Government	\$153,475
Local Government	\$304,593
State Government	\$87,005
<b>Total Operating Funds Expended</b>	<b>\$571,144</b>

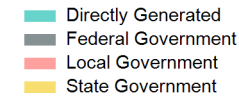
### Operating Funding Sources



### Capital Funding Sources

### Sources of Capital Funds Expended

Directly Generated	\$0
Federal Government	\$0
Local Government	\$0
State Government	\$0
<b>Total Capital Funds Expended</b>	<b>\$0</b>



## 2023 Asset Management

Transit Asset Management (TAM) Tier: Tier II      TAM Sponsor NTD ID: 6R04

### Metrics

Mode	Average Fleet Age in Years
Demand Response	5.8