

# 2023 Annual Agency Profile - South Texas College (NTD ID 60274)

**Mailing Address:** 3201 PECAN BLVD  
MCALLEN, TX

**Website:** <https://www.southtexascollege.edu/jagexpress/>

## Geographic Coverage

**Primary Urbanized/Rural Area** McAllen, TX  
**Service Area Population** 142,210  
**Service Area Sq. Miles** 63  
**Other Areas Served:**

## Service Consumed

**Annual Unlinked Trips (UPT)** 7,142

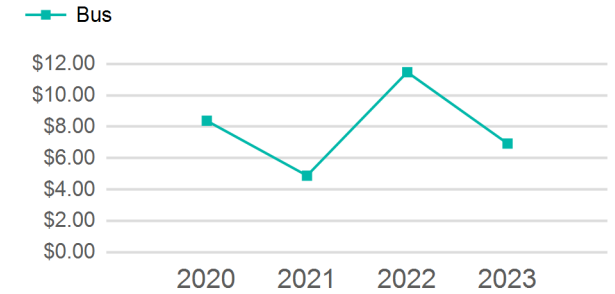
## Assets

**Revenue Vehicles** 9  
**Service Vehicles**  
**Facilities**

## Service Supplied

**Annual Vehicle Revenue Miles (VRM)** 38,398  
**Annual Vehicle Revenue Hours (VRH)** 2,384  
**Vehicles Operated in Maximum Service (VOMS)** 2

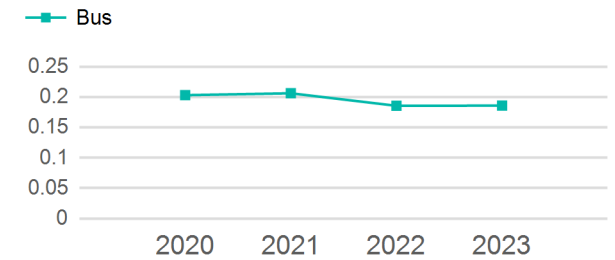
**Operating Expenses per Vehicle Revenue Mile**



## Modal Characteristics

Mode	Annual Unlinked Passenger Trips	Directly Operated VOMS	Purchased Transportation VOMS	Annual Vehicle Revenue Miles	Annual Vehicle Revenue Hours
Bus	7,142	2	0	38,398	2,384
<b>Total</b>	<b>7,142</b>	<b>2</b>	<b>0</b>	<b>38,398</b>	<b>2,384</b>

**Unlinked Passenger Trip per Vehicle Revenue Mile**



Mode	Service Efficiency		Service Effectiveness		
	OE per VRM	OE per VRH	UPT per VRM	UPT per VRH	OE per UPT
Bus	\$6.93	\$111.67	0.2	3.0	\$37.28
<b>Total</b>	<b>\$6.93</b>	<b>\$111.67</b>	<b>0.2</b>	<b>3.0</b>	<b>\$37.28</b>

# 2023 Annual Agency Profile - South Texas College (NTD ID 60274)

## 2023 Funding Breakdown

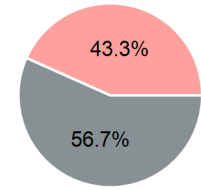
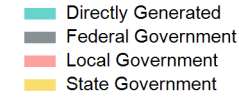
### Summary of Operating Expenses (OE)

Mode	Operating Expenses	Fare Revenues
Bus	\$266,223	\$0
<b>Total</b>	<b>\$266,223</b>	<b>\$0</b>

### Sources of Operating Funds Expended

Directly Generated	\$0
Federal Government	\$150,861
Local Government	\$115,362
State Government	\$0
<b>Total Operating Funds Expended</b>	<b>\$266,223</b>

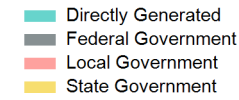
### Operating Funding Sources



### Capital Funding Sources

### Sources of Capital Funds Expended

Directly Generated	\$0
Federal Government	\$0
Local Government	\$0
State Government	\$0
<b>Total Capital Funds Expended</b>	<b>\$0</b>



## 2023 Asset Management

Transit Asset Management (TAM) Tier Tier II

TAM Sponsor NTD ID

### Metrics

Mode	Average Fleet Age in Years
Bus	7.4