

2023 Annual Agency Profile - Pueblo of Laguna (NTD ID 60620)

Mailing Address: 22 CAPITAL RD
LAGUNA, NM

Website: www.lagunapueblo-nsn.gov

Geographic Coverage

Primary Urbanized/Rural Area: New Mexico Non-UZA

Other Areas Served:

Service Consumed

Annual Unlinked Trips (UPT): 1,905

Assets

Revenue Vehicles: 10

Service Vehicles

Facilities: 1

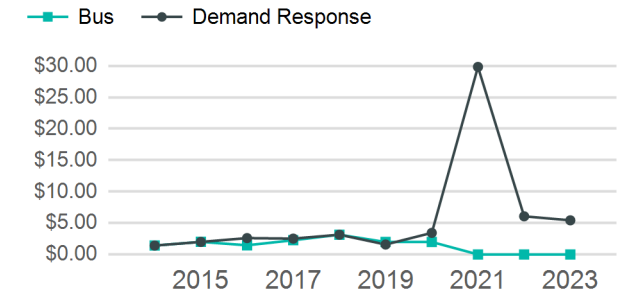
Service Supplied

Annual Vehicle Revenue Miles (VRM): 37,738

Annual Vehicle Revenue Hours (VRH): 1,735

Vehicles Operated in Maximum Service (VOMS): 4

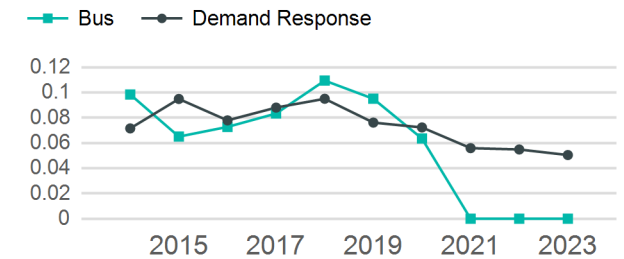
Operating Expenses per Vehicle Revenue Mile



Modal Characteristics

Mode	Annual Unlinked Passenger Trips	Directly Operated VOMS	Purchased Transportation VOMS	Annual Vehicle Revenue Miles	Annual Vehicle Revenue Hours
Bus	0	0	0	0	0
Demand Response	1,905	4	0	37,738	1,735
Total	1,905	4	0	37,738	1,735

Unlinked Passenger Trip per Vehicle Revenue Mile



Mode	Service Efficiency		Service Effectiveness		
	OE per VRM	OE per VRH	UPT per VRM	UPT per VRH	OE per UPT
Bus	\$0.00	\$0.00	0.0	0.0	\$0.00
Demand Response	\$5.43	\$118.14	0.1	1.1	\$107.59
Total	\$5.43	\$118.14	0.1	1.1	\$107.59

2023 Annual Agency Profile - Pueblo of Laguna (NTD ID 60620)

2023 Funding Breakdown

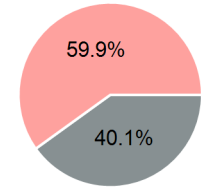
Summary of Operating Expenses (OE)

Mode	Operating Expenses	Fare Revenues
Bus	\$0	\$0
Demand Response	\$204,965	\$0
Total	\$204,965	\$0

Sources of Operating Funds Expended

Directly Generated	\$0
Federal Government	\$82,169
Local Government	\$122,796
State Government	\$0
Total Operating Funds Expended	\$204,965

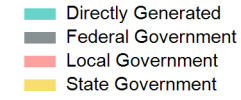
Operating Funding Sources



Capital Funding Sources

Sources of Capital Funds Expended

Directly Generated	\$0
Federal Government	\$0
Local Government	\$0
State Government	\$0
Total Capital Funds Expended	\$0



2023 Asset Management

Transit Asset Management (TAM) Tier: Tier II TAM Sponsor NTD ID: 6R03

Metrics

Mode	Average Fleet Age in Years
Bus	8.5
Demand Response	8.8