

2023 Annual Agency Profile - Cherokee Nation (NTD ID 66140)

Mailing Address: 17675 S MUSKOGEE AVE
TAHLEQUAH, OK

Website: <http://www.cherokee.org/transit>

Geographic Coverage

Primary Urbanized/Rural Area Oklahoma Non-UZA
Other Areas Served:

Service Consumed

Annual Unlinked Trips (UPT) 0

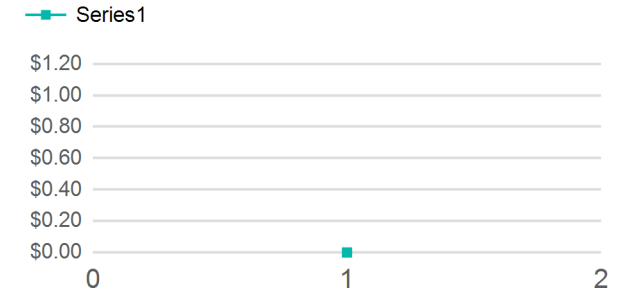
Assets

Revenue Vehicles 25
Service Vehicles
Facilities

Service Supplied

Annual Vehicle Revenue Miles (VRM) 0
Annual Vehicle Revenue Hours (VRH) 0
Vehicles Operated in Maximum Service (VOMS) 0

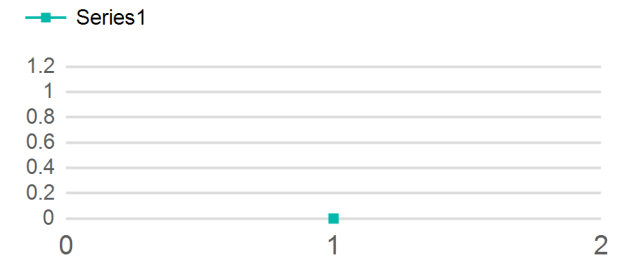
Operating Expenses per Vehicle Revenue Mile



Modal Characteristics

Mode	Annual Unlinked Passenger Trips	Directly Operated VOMS	Purchased Transportation VOMS	Annual Vehicle Revenue Miles	Annual Vehicle Revenue Hours
Demand Response	0	0	0	0	0
Total	0	0	0	0	0

Unlinked Passenger Trip per Vehicle Revenue Mile



Metrics

Mode	Service Efficiency		Service Effectiveness		
	OE per VRM	OE per VRH	UPT per VRM	UPT per VRH	OE per UPT
Demand Response	\$0.00	\$0.00	0.0	0.0	\$0.00
Total					

2023 Annual Agency Profile - Cherokee Nation (NTD ID 66140)

2023 Funding Breakdown

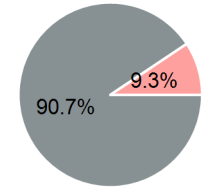
Summary of Operating Expenses (OE)

Mode	Operating Expenses	Fare Revenues
Demand Response	\$0	\$0
Total	\$0	\$0

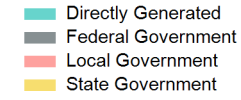
Sources of Operating Funds Expended

Directly Generated	\$0
Federal Government	\$1,105,711
Local Government	\$113,684
State Government	\$0
Total Operating Funds Expended	\$1,219,395

Operating Funding Sources



Capital Funding Sources



Sources of Capital Funds Expended

Directly Generated	\$0
Federal Government	\$650,212
Local Government	\$0
State Government	\$0
Total Capital Funds Expended	\$650,212

2023 Asset Management

Transit Asset Management (TAM) Tier Tier II

TAM Sponsor NTD ID

Metrics

Mode	Average Fleet Age in Years
Demand Response	2.8