

2023 Annual Agency Profile - Kiowa Tribe (NTD ID 66164)

Mailing Address: 100 KIOWA WAY
CARNEGIE, OK

Website:

Geographic Coverage

Primary Urbanized/Rural Area Oklahoma Non-UZA

Other Areas Served:

Assets

Revenue Vehicles 7
Service Vehicles
Facilities 1

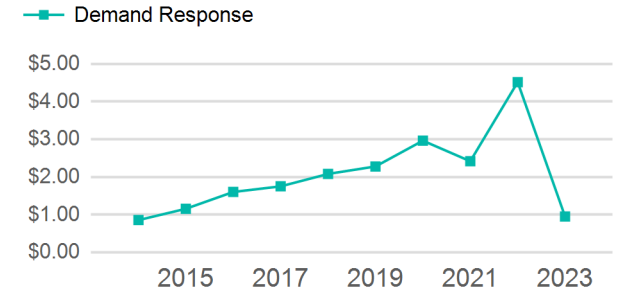
Service Consumed

Annual Unlinked Trips (UPT) 12,263

Service Supplied

Annual Vehicle Revenue Miles (VRM) 200,915
Annual Vehicle Revenue Hours (VRH) 3,509
Vehicles Operated in Maximum Service (VOMS) 7

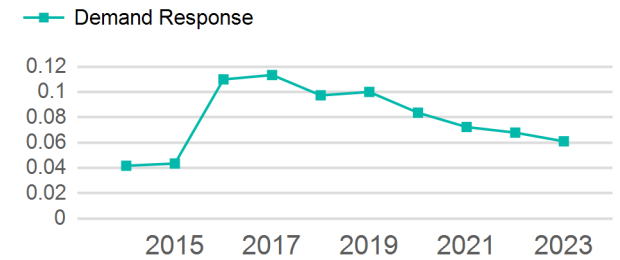
Operating Expenses per Vehicle Revenue Mile



Modal Characteristics

Mode	Annual Unlinked Passenger Trips	Directly Operated VOMS	Purchased Transportation VOMS	Annual Vehicle Revenue Miles	Annual Vehicle Revenue Hours
Demand Response	12,263	7	0	200,915	3,509
Total	12,263	7	0	200,915	3,509

Unlinked Passenger Trip per Vehicle Revenue Mile



Metrics

Service Efficiency

Service Effectiveness

Mode	OE per VRM	OE per VRH	UPT per VRM	UPT per VRH	OE per UPT
Demand Response	\$0.95	\$54.52	0.1	3.5	\$15.60
Total	\$0.95	\$54.52	0.1	3.5	\$15.60

2023 Annual Agency Profile - Kiowa Tribe (NTD ID 66164)

2023 Funding Breakdown

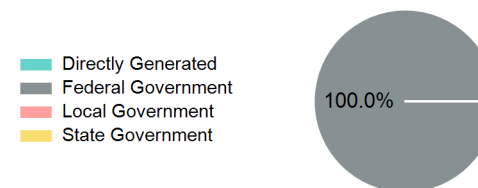
Summary of Operating Expenses (OE)

Mode	Operating Expenses	Fare Revenues
Demand Response	\$191,316	\$0
Total	\$191,316	\$0

Sources of Operating Funds Expended

Directly Generated	\$0
Federal Government	\$191,316
Local Government	\$0
State Government	\$0
Total Operating Funds Expended	\$191,316

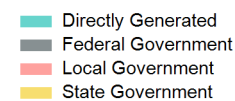
Operating Funding Sources



Capital Funding Sources

Sources of Capital Funds Expended

Directly Generated	\$0
Federal Government	\$0
Local Government	\$0
State Government	\$0
Total Capital Funds Expended	\$0



2023 Asset Management

Transit Asset Management (TAM) Tier Tier II

TAM Sponsor NTD ID

Metrics

Mode	Average Fleet Age in Years
Demand Response	4.4