

2023 Annual Agency Profile - Muscogee (Creek) Nation (NTD ID 66170)

Mailing Address: 1008 E EUFAULA ST
OKMULGEE, OK

Website: <http://www.mcn-nsn.gov/>

Geographic Coverage

Primary Urbanized/Rural Area Oklahoma Non-UZA
Other Areas Served:

Assets

Revenue Vehicles 24
Service Vehicles
Facilities 1

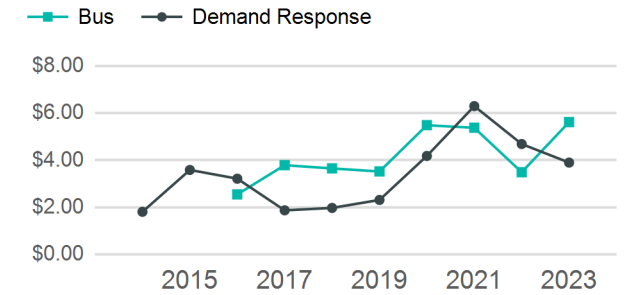
Service Consumed

Annual Unlinked Trips (UPT) 44,499

Service Supplied

Annual Vehicle Revenue Miles (VRM) 281,230
Annual Vehicle Revenue Hours (VRH) 14,328
Vehicles Operated in Maximum Service (VOMS) 18

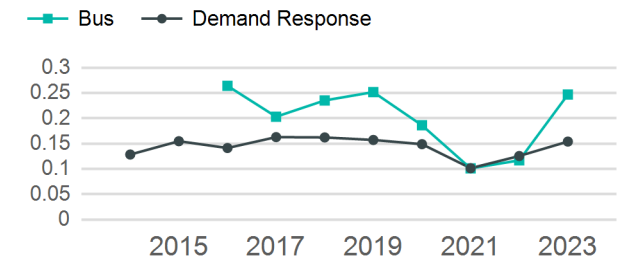
Operating Expenses per Vehicle Revenue Mile



Modal Characteristics

Mode	Annual Unlinked Passenger Trips	Directly Operated VOMS	Purchased Transportation VOMS	Annual Vehicle Revenue Miles	Annual Vehicle Revenue Hours
Bus	3,087	1	0	12,502	1,292
Demand Response	41,412	17	0	268,728	13,036
Total	44,499	18	0	281,230	14,328

Unlinked Passenger Trip per Vehicle Revenue Mile



Metrics

Service Efficiency

Service Effectiveness

Mode	OE per VRM	OE per VRH	UPT per VRM	UPT per VRH	OE per UPT
Bus	\$5.62	\$54.34	0.2	2.4	\$22.74
Demand Response	\$3.90	\$80.36	0.2	3.2	\$25.30
Total	\$3.97	\$78.02	0.2	3.1	\$25.12

2023 Annual Agency Profile - Muscogee (Creek) Nation (NTD ID 66170)

2023 Funding Breakdown

Summary of Operating Expenses (OE)

Mode	Operating Expenses	Fare Revenues
Bus	\$70,206	\$0
Demand Response	\$1,047,617	\$0
Total	\$1,117,823	\$0

Sources of Operating Funds Expended

Directly Generated	\$11,037
Federal Government	\$1,338,383
Local Government	\$520
State Government	\$0
Total Operating Funds Expended	\$1,349,940

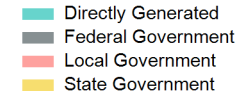
Operating Funding Sources



Capital Funding Sources

Sources of Capital Funds Expended

Directly Generated	\$0
Federal Government	\$0
Local Government	\$0
State Government	\$0
Total Capital Funds Expended	\$0



2023 Asset Management

Transit Asset Management (TAM) Tier Tier II

TAM Sponsor NTD ID

Metrics

Mode	Average Fleet Age in Years
Bus	10.0
Demand Response	8.7