

2023 Annual Agency Profile - Zuni Pueblo (NTD ID 66242)

Mailing Address: 1203 B STATE HWY 53
ZUNI, NM

Website: <https://www.ashiwi.org/Transit.html>

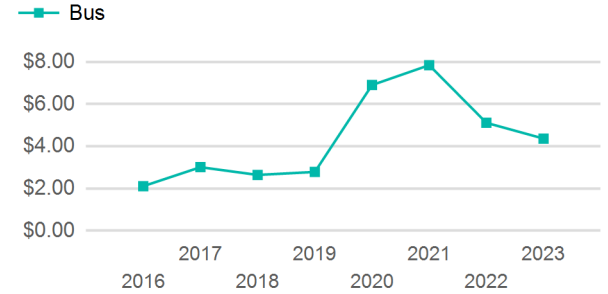
Geographic Coverage

Primary Urbanized/Rural Area New Mexico Non-UZA
Other Areas Served:

Service Consumed

Annual Unlinked Trips (UPT) 11,615

Operating Expenses per Vehicle Revenue Mile



Assets

Revenue Vehicles 5
Service Vehicles 1
Facilities

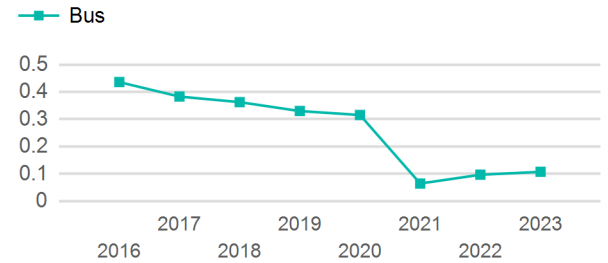
Service Supplied

Annual Vehicle Revenue Miles (VRM) 108,350
Annual Vehicle Revenue Hours (VRH) 5,095
Vehicles Operated in Maximum Service (VOMS) 5

Modal Characteristics

Mode	Annual Unlinked Passenger Trips	Directly Operated VOMS	Purchased Transportation VOMS	Annual Vehicle Revenue Miles	Annual Vehicle Revenue Hours
Bus	11,615	5	0	108,350	5,095
Total	11,615	5	0	108,350	5,095

Unlinked Passenger Trip per Vehicle Revenue Mile



Metrics

Service Efficiency

Service Effectiveness

Mode	OE per VRM	OE per VRH	UPT per VRM	UPT per VRH	OE per UPT
Bus	\$4.37	\$92.85	0.1	2.3	\$40.73
Total	\$4.37	\$92.85	0.1	2.3	\$40.73

2023 Annual Agency Profile - Zuni Pueblo (NTD ID 66242)

2023 Funding Breakdown

Summary of Operating Expenses (OE)

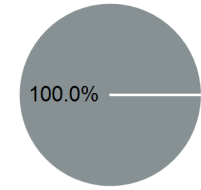
Mode	Operating Expenses	Fare Revenues
Bus	\$473,079	\$0
Total	\$473,079	\$0

Sources of Operating Funds Expended

Directly Generated	\$0
Federal Government	\$473,079
Local Government	\$0
State Government	\$0
Total Operating Funds Expended	\$473,079

Operating Funding Sources

- Directly Generated
- Federal Government
- Local Government
- State Government



Capital Funding Sources

Sources of Capital Funds Expended

Directly Generated	\$0
Federal Government	\$0
Local Government	\$0
State Government	\$0
Total Capital Funds Expended	\$0

- Directly Generated
- Federal Government
- Local Government
- State Government

2023 Asset Management

Transit Asset Management (TAM) Tier	Tier II	TAM Sponsor NTD ID	6R03
--	---------	---------------------------	------

Metrics

Mode	Average Fleet Age in Years
Bus	4.4