

2023 Annual Agency Profile - McLennan County (NTD ID 66276)

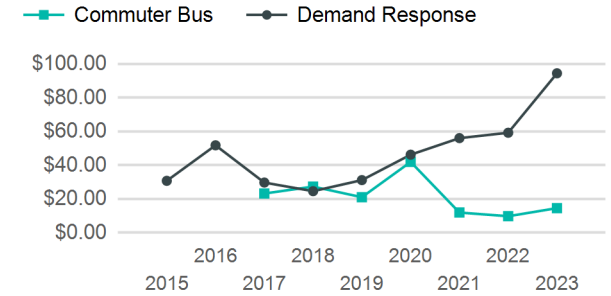
Mailing Address: 300 AUSTIN AVE
WACO, TX

Website: <http://www.co.mclennan.tx.us/595/McLennan-County-Rural-Transit-District>

Service Consumed

Annual Unlinked Trips (UPT) 21,239

Operating Expenses per Vehicle Revenue Mile



Assets

Revenue Vehicles 40
Service Vehicles
Facilities

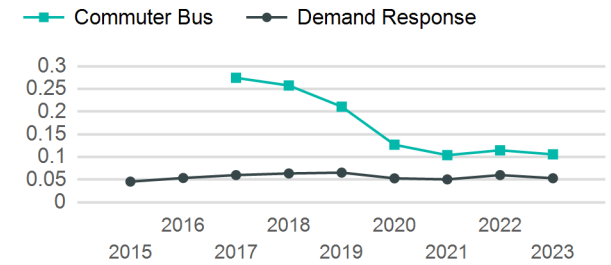
Service Supplied

Annual Vehicle Revenue Miles (VRM) 332,514
Annual Vehicle Revenue Hours (VRH) 17,135
Vehicles Operated in Maximum Service (VOMS) 35

Modal Characteristics

Mode	Annual Unlinked Passenger Trips	Directly Operated VOMS	Purchased Transportation VOMS	Annual Vehicle Revenue Miles	Annual Vehicle Revenue Hours
Demand Response	14,024	25	8	264,213	13,085
Commuter Bus	7,215	2	0	68,301	4,050
Total	21,239	27	8	332,514	17,135

Unlinked Passenger Trip per Vehicle Revenue Mile



Metrics

Service Efficiency

Service Effectiveness

Mode	OE per VRM	OE per VRH	UPT per VRM	UPT per VRH	OE per UPT
Demand Response	\$5.01	\$101.20	0.1	1.1	\$94.43
Commuter Bus	\$1.54	\$25.99	0.1	1.8	\$14.59
Total	\$4.30	\$83.43	0.1	1.2	\$67.31

2023 Annual Agency Profile - McLennan County (NTD ID 66276)

2023 Funding Breakdown

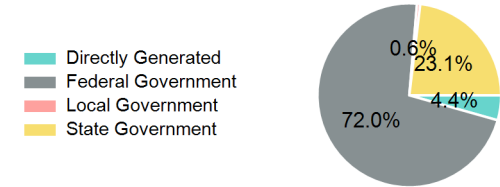
Summary of Operating Expenses (OE)

Mode	Operating Expenses	Fare Revenues
Demand Response	\$1,324,237	\$0
Commuter Bus	\$105,276	\$0
Total	\$1,429,513	\$0

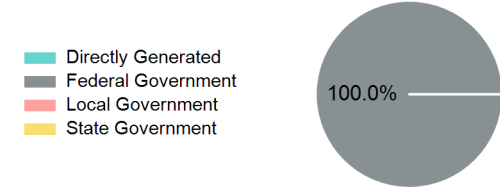
Sources of Operating Funds Expended

Directly Generated	\$62,595
Federal Government	\$1,028,724
Local Government	\$8,268
State Government	\$329,926
Total Operating Funds Expended	\$1,429,513

Operating Funding Sources



Capital Funding Sources



Sources of Capital Funds Expended

Directly Generated	\$0
Federal Government	\$51,525
Local Government	\$0
State Government	\$0
Total Capital Funds Expended	\$51,525

2023 Asset Management

Transit Asset Management (TAM) Tier: Tier II TAM Sponsor NTD ID: 6R05

Metrics

Mode	Average Fleet Age in Years
Demand Response	5.6
Commuter Bus	9.5