

# 2023 Annual Agency Profile - Lavaca County (NTD ID 66280)

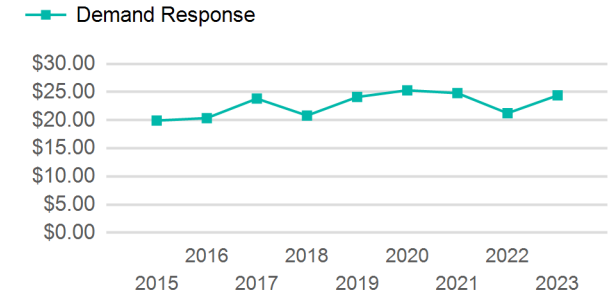
**Mailing Address:** 109 N LAGRANGE ST  
HALLETTSVILLE, TX

**Website:** <https://www.co.lavaca.tx.us/page/lavaca.LavacaTransit>

## Service Consumed

**Annual Unlinked Trips (UPT)** 12,344

## Operating Expenses per Vehicle Revenue Mile



## Assets

**Revenue Vehicles** 11  
**Service Vehicles**  
**Facilities** 1

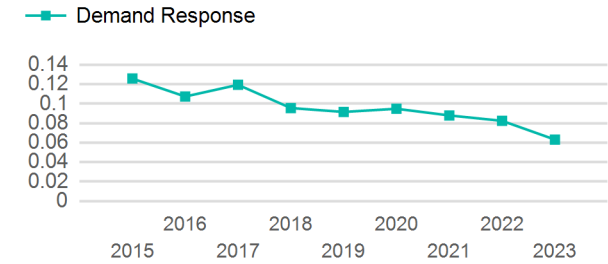
## Service Supplied

**Annual Vehicle Revenue Miles (VRM)** 195,607  
**Annual Vehicle Revenue Hours (VRH)** 9,339  
**Vehicles Operated in Maximum Service (VOMS)** 9

## Modal Characteristics

Mode	Annual Unlinked Passenger Trips	Directly Operated VOMS	Purchased Transportation VOMS	Annual Vehicle Revenue Miles	Annual Vehicle Revenue Hours
Demand Response	12,344	0	9	195,607	9,339
<b>Total</b>	<b>12,344</b>	<b>0</b>	<b>9</b>	<b>195,607</b>	<b>9,339</b>

## Unlinked Passenger Trip per Vehicle Revenue Mile



## Metrics

Mode	Service Efficiency		Service Effectiveness		
	OE per VRM	OE per VRH	UPT per VRM	UPT per VRH	OE per UPT
Demand Response	\$1.54	\$32.25	0.1	1.3	\$24.40
<b>Total</b>	<b>\$1.54</b>	<b>\$32.25</b>	<b>0.1</b>	<b>1.3</b>	<b>\$24.40</b>

# 2023 Annual Agency Profile - Lavaca County (NTD ID 66280)

## 2023 Funding Breakdown


### Summary of Operating Expenses (OE)

Mode	Operating Expenses	Fare Revenues
Demand Response	\$301,220	\$0
<b>Total</b>	<b>\$301,220</b>	<b>\$0</b>

### Sources of Operating Funds Expended

Directly Generated	\$44,639
Federal Government	\$162,424
Local Government	\$0
State Government	\$94,157
<b>Total Operating Funds Expended</b>	<b>\$301,220</b>

### Operating Funding Sources



### Capital Funding Sources

### Sources of Capital Funds Expended

Directly Generated	\$0
Federal Government	\$0
Local Government	\$0
State Government	\$0
<b>Total Capital Funds Expended</b>	<b>\$0</b>



## 2023 Asset Management

<b>Transit Asset Management (TAM) Tier</b>	Tier II	<b>TAM Sponsor NTD ID</b>	6R05
--	---------	---------------------------	------

### Metrics

Mode	Average Fleet Age in Years
Demand Response	4.6