

2023 Annual Agency Profile - Rapides Area Planning Commission (NTD ID 66346)

Mailing Address: 803 JOHNSTON ST
ALEXANDRIA, LA

Website: <https://www.rapc.info/transportation>

Service Consumed

Annual Unlinked Trips (UPT) 687

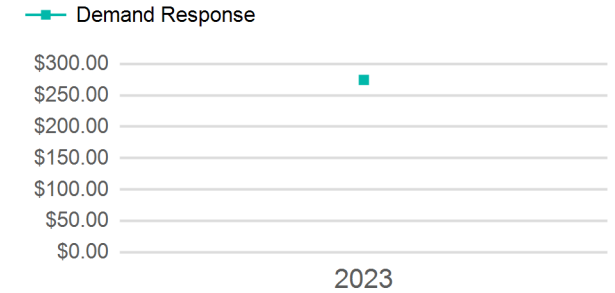
Assets

Revenue Vehicles 4
Service Vehicles
Facilities

Service Supplied

Annual Vehicle Revenue Miles (VRM) 25,755
Annual Vehicle Revenue Hours (VRH) 1,326
Vehicles Operated in Maximum Service (VOMS) 4

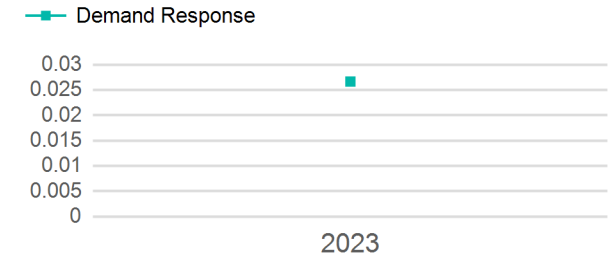
Operating Expenses per Vehicle Revenue Mile



Modal Characteristics

Mode	Annual Unlinked Passenger Trips	Directly Operated VOMS	Purchased Transportation VOMS	Annual Vehicle Revenue Miles	Annual Vehicle Revenue Hours
Demand Response	687	4	0	25,755	1,326
Total	687	4	0	25,755	1,326

Unlinked Passenger Trip per Vehicle Revenue Mile



Mode	Service Efficiency		Service Effectiveness		
	OE per VRM	OE per VRH	UPT per VRM	UPT per VRH	OE per UPT
Demand Response	\$7.32	\$142.16	0.0	0.5	\$274.38
Total	\$7.32	\$142.16	0.0	0.5	\$274.38

2023 Annual Agency Profile - Rapides Area Planning Commission (NTD ID 66346)

2023 Funding Breakdown

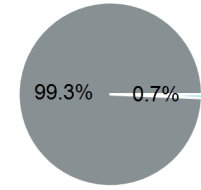
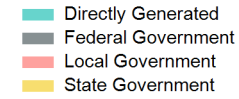
Summary of Operating Expenses (OE)

Mode	Operating Expenses	Fare Revenues
Demand Response	\$188,502	\$0
Total	\$188,502	\$0

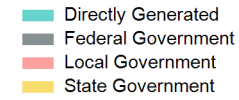
Sources of Operating Funds Expended

Directly Generated	\$1,233
Federal Government	\$187,269
Local Government	\$0
State Government	\$0
Total Operating Funds Expended	\$188,502

Operating Funding Sources



Capital Funding Sources



Sources of Capital Funds Expended

Directly Generated	\$0
Federal Government	\$0
Local Government	\$0
State Government	\$0
Total Capital Funds Expended	\$0

2023 Asset Management

Transit Asset Management (TAM) Tier	Tier II	TAM Sponsor NTD ID	6R02
--	---------	---------------------------	------

Metrics

Mode	Average Fleet Age in Years
Demand Response	5.3