

# 2023 Annual Agency Profile - Winnebago Tribe of Nebraska (NTD ID 70004)

Mailing Address: 100 BLUFF STREET  
WINNEBAGO, NE

Website:

## Geographic Coverage

Primary Urbanized/Rural Area Nebraska Non-UZA

Other Areas Served:

Iowa Non-UZA

## Assets

Revenue Vehicles 6

Service Vehicles

Facilities 1

## Service Consumed

Annual Unlinked Trips (UPT) 14,685

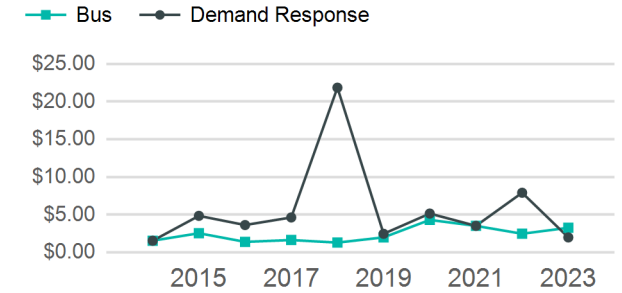
## Service Supplied

Annual Vehicle Revenue Miles (VRM) 276,765

Annual Vehicle Revenue Hours (VRH) 6,470

Vehicles Operated in Maximum Service (VOMS) 2

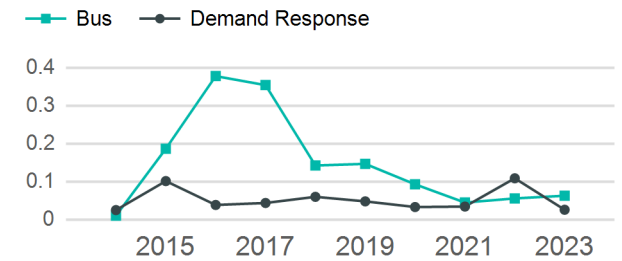
## Operating Expenses per Vehicle Revenue Mile



## Modal Characteristics

Mode	Annual Unlinked Passenger Trips	Directly Operated VOMS	Purchased Transportation VOMS	Annual Vehicle Revenue Miles	Annual Vehicle Revenue Hours
Bus	12,800	1	0	203,930	4,280
Demand Response	1,886	1	0	72,835	2,190
<b>Total</b>	<b>14,686</b>	<b>2</b>	<b>0</b>	<b>276,765</b>	<b>6,470</b>

## Unlinked Passenger Trip per Vehicle Revenue Mile



## Metrics

### Service Efficiency

### Service Effectiveness

Mode	OE per VRM	OE per VRH	UPT per VRM	UPT per VRH	OE per UPT
Bus	\$3.27	\$155.71	0.1	3.0	\$52.07
Demand Response	\$1.99	\$66.33	0.0	0.9	\$77.02
<b>Total</b>	<b>\$2.93</b>	<b>\$125.46</b>	<b>0.1</b>	<b>2.3</b>	<b>\$55.27</b>

# 2023 Annual Agency Profile - Winnebago Tribe of Nebraska (NTD ID 70004)

## 2023 Funding Breakdown

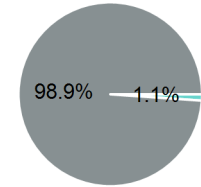
### Summary of Operating Expenses (OE)

Mode	Operating Expenses	Fare Revenues
Bus	\$666,438	\$0
Demand Response	\$145,266	\$0
<b>Total</b>	<b>\$811,704</b>	<b>\$0</b>

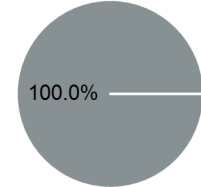
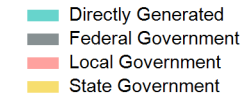
### Sources of Operating Funds Expended

Directly Generated	\$8,924
Federal Government	\$802,780
Local Government	\$0
State Government	\$0
<b>Total Operating Funds Expended</b>	<b>\$811,704</b>

### Operating Funding Sources



### Capital Funding Sources



### Sources of Capital Funds Expended

Directly Generated	\$0
Federal Government	\$557,469
Local Government	\$0
State Government	\$0
<b>Total Capital Funds Expended</b>	<b>\$557,469</b>

## 2023 Asset Management

Transit Asset Management (TAM) Tier Tier II

TAM Sponsor NTD ID

### Metrics

Mode	Average Fleet Age in Years
Bus	3.7
Demand Response	4.0