

2023 Annual Agency Profile - City of Bettendorf (NTD ID 70007)

Mailing Address: 1609 STATE ST
BETTENDORF, IA

Website: <https://www.bettendorf.org/transit/>

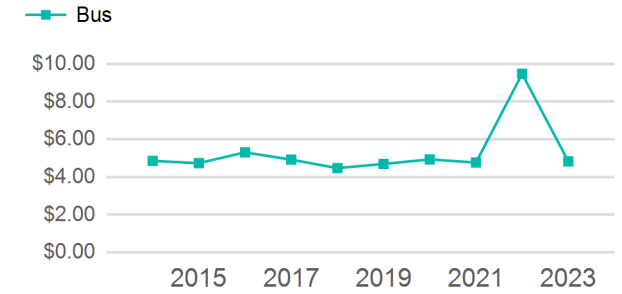
Geographic Coverage

Primary Urbanized/Rural Area Davenport, IA--IL
Service Area Population 39,102
Service Area Sq. Miles 22
Other Areas Served:

Service Consumed

Annual Unlinked Trips (UPT) 46,254

Operating Expenses per Vehicle Revenue Mile



Assets

Revenue Vehicles 6
Service Vehicles
Facilities 4

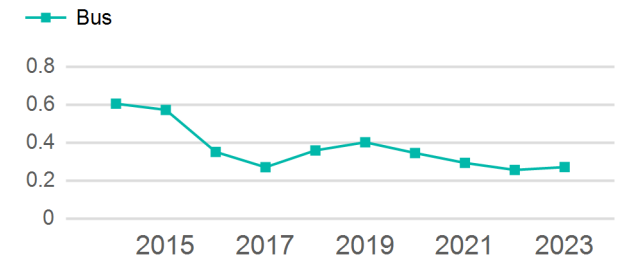
Service Supplied

Annual Vehicle Revenue Miles (VRM) 170,588
Annual Vehicle Revenue Hours (VRH) 9,900
Vehicles Operated in Maximum Service (VOMS) 3

Modal Characteristics

Mode	Annual Unlinked Passenger Trips	Directly Operated VOMS	Purchased Transportation VOMS	Annual Vehicle Revenue Miles	Annual Vehicle Revenue Hours
Bus	46,254	3	0	170,588	9,900
Total	46,254	3	0	170,588	9,900

Unlinked Passenger Trip per Vehicle Revenue Mile



Mode	Service Efficiency		Service Effectiveness		
	OE per VRM	OE per VRH	UPT per VRM	UPT per VRH	OE per UPT
Bus	\$4.83	\$83.26	0.3	4.7	\$17.82
Total	\$4.83	\$83.26	0.3	4.7	\$17.82

2023 Annual Agency Profile - City of Bettendorf (NTD ID 70007)

2023 Funding Breakdown

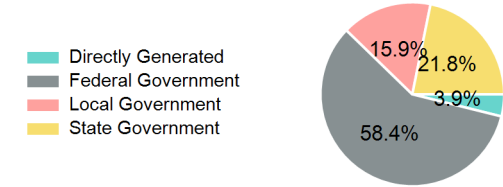
Summary of Operating Expenses (OE)

Mode	Operating Expenses	Fare Revenues
Bus	\$824,238	\$0
Total	\$824,238	\$0

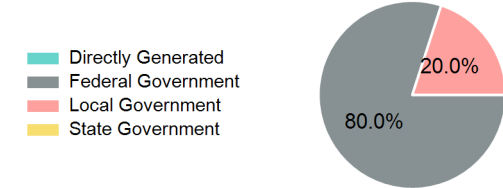
Sources of Operating Funds Expended

Directly Generated	\$47,395
Federal Government	\$715,533
Local Government	\$195,373
State Government	\$267,269
Total Operating Funds Expended	\$1,225,570

Operating Funding Sources



Capital Funding Sources



Sources of Capital Funds Expended

Directly Generated	\$0
Federal Government	\$23,798
Local Government	\$5,950
State Government	\$0
Total Capital Funds Expended	\$29,748

2023 Asset Management

Transit Asset Management (TAM) Tier Tier II

TAM Sponsor NTD ID

Metrics

Mode	Average Fleet Age in Years
Bus	7.8