

2023 Annual Agency Profile - City of St. Joseph, Missouri (NTD ID 70032)

Mailing Address: 1100 FREDERICK AVE
SAINT JOSEPH, MO

Website: <http://www.stjoetransit.info/>

Geographic Coverage

Primary Urbanized/Rural Area St. Joseph, MO--KS
Service Area Population 71,362
Service Area Sq. Miles 39
Other Areas Served:

Assets

Revenue Vehicles 51
Service Vehicles 4
Facilities 3

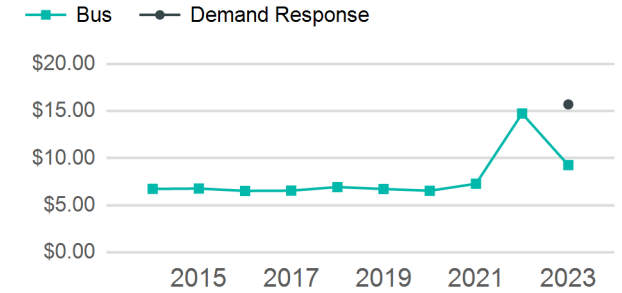
Service Consumed

Annual Unlinked Trips (UPT) 240,794

Service Supplied

Annual Vehicle Revenue Miles (VRM) 689,543
Annual Vehicle Revenue Hours (VRH) 68,041
Vehicles Operated in Maximum Service (VOMS) 18

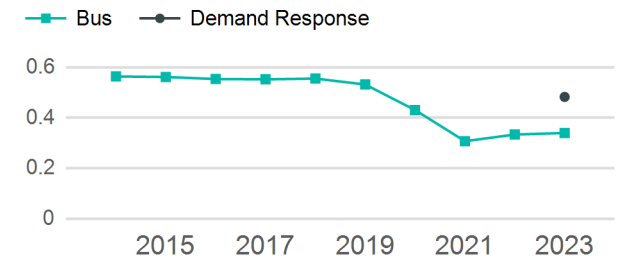
Operating Expenses per Vehicle Revenue Mile



Modal Characteristics

Mode	Annual Unlinked Passenger Trips	Directly Operated VOMS	Purchased Transportation VOMS	Annual Vehicle Revenue Miles	Annual Vehicle Revenue Hours
Bus	219,035	16	0	644,464	60,845
Demand Response	21,759	2	0	45,079	7,196
Total	240,794	18	0	689,543	68,041

Unlinked Passenger Trip per Vehicle Revenue Mile



Metrics

Service Efficiency

Service Effectiveness

Mode	OE per VRM	OE per VRH	UPT per VRM	UPT per VRH	OE per UPT
Bus	\$9.26	\$98.11	0.3	3.6	\$27.25
Demand Response	\$15.70	\$98.36	0.5	3.0	\$32.53
Total	\$9.68	\$98.14	0.3	3.5	\$27.73

2023 Annual Agency Profile - City of St. Joseph, Missouri (NTD ID 70032)

2023 Funding Breakdown

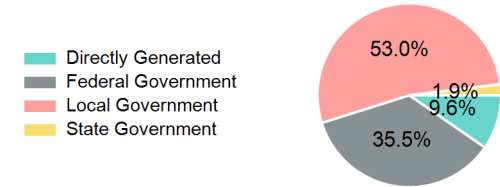
Summary of Operating Expenses (OE)

Mode	Operating Expenses	Fare Revenues
Bus	\$5,969,778	\$0
Demand Response	\$707,826	\$0
Total	\$6,677,604	\$0

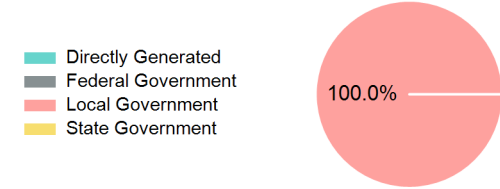
Sources of Operating Funds Expended

Directly Generated	\$641,348
Federal Government	\$2,372,990
Local Government	\$3,536,023
State Government	\$127,243
Total Operating Funds Expended	\$6,677,604

Operating Funding Sources



Capital Funding Sources



Sources of Capital Funds Expended

Directly Generated	\$0
Federal Government	\$0
Local Government	\$7,311
State Government	\$0
Total Capital Funds Expended	\$7,311

2023 Asset Management

Transit Asset Management (TAM) Tier Tier II

TAM Sponsor NTD ID

Metrics

Mode	Average Fleet Age in Years
Bus	4.0
Demand Response	3.4