

2023 Annual Agency Profile - Southeast Missouri State University (NTD ID 70050)

Mailing Address: 1 UNIVERSITY PLZ
CAPE GIRARDEAU, MO

Website: <http://www.semo.edu/transit/index.html>

Geographic Coverage

Primary Urbanized/Rural Area Cape Girardeau, MO--IL
Service Area Population 19,687
Service Area Sq. Miles 6
Other Areas Served:

Assets

Revenue Vehicles 6
Service Vehicles 1
Facilities 2

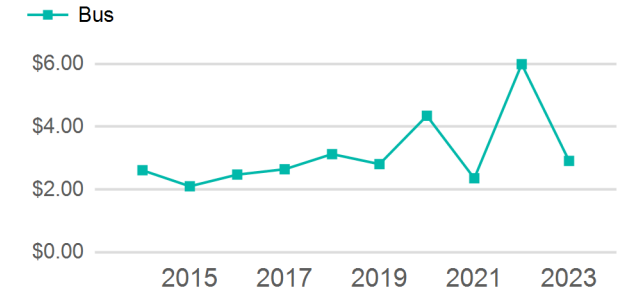
Service Consumed

Annual Unlinked Trips (UPT) 118,315

Service Supplied

Annual Vehicle Revenue Miles (VRM) 84,708
Annual Vehicle Revenue Hours (VRH) 5,771
Vehicles Operated in Maximum Service (VOMS) 3

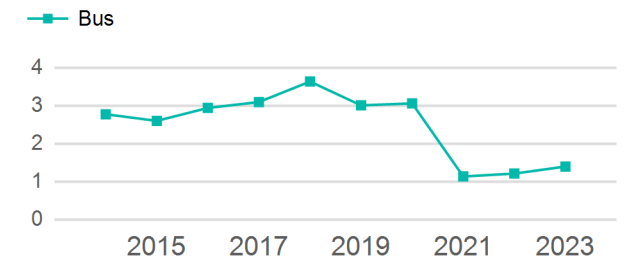
Operating Expenses per Vehicle Revenue Mile



Modal Characteristics

Mode	Annual Unlinked Passenger Trips	Directly Operated VOMS	Purchased Transportation VOMS	Annual Vehicle Revenue Miles	Annual Vehicle Revenue Hours
Bus	118,315	3	0	84,708	5,771
Total	118,315	3	0	84,708	5,771

Unlinked Passenger Trip per Vehicle Revenue Mile



Mode	Service Efficiency		Service Effectiveness		
	OE per VRM	OE per VRH	UPT per VRM	UPT per VRH	OE per UPT
Bus	\$2.91	\$42.75	1.4	20.5	\$2.09
Total	\$2.91	\$42.75	1.4	20.5	\$2.09

2023 Annual Agency Profile - Southeast Missouri State University (NTD ID 70050)

2023 Funding Breakdown

Summary of Operating Expenses (OE)

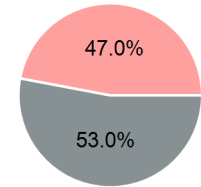
Mode	Operating Expenses	Fare Revenues
Bus	\$246,729	\$0
Total	\$246,729	\$0

Sources of Operating Funds Expended

Directly Generated	\$0
Federal Government	\$130,666
Local Government	\$116,063
State Government	\$0
Total Operating Funds Expended	\$246,729

Operating Funding Sources

- Directly Generated
- Federal Government
- Local Government
- State Government



Capital Funding Sources

- Directly Generated
- Federal Government
- Local Government
- State Government

Sources of Capital Funds Expended

Directly Generated	\$0
Federal Government	\$0
Local Government	\$0
State Government	\$0
Total Capital Funds Expended	\$0

2023 Asset Management

Transit Asset Management (TAM) Tier: Tier II TAM Sponsor NTD ID: 7R03

Metrics

Mode	Average Fleet Age in Years
Bus	5.3