

2023 Annual Agency Profile - Senior Citizen Industries (NTD ID 70052)

Mailing Address: 304 E 3RD ST
GRAND ISLAND, NE

Website: <https://www.grand-island.com/departments/public-works/transit>

Geographic Coverage

Primary Urbanized/Rural Area Grand Island, NE
Service Area Population 61,492
Service Area Sq. Miles 546
Other Areas Served:
 Nebraska Non-UZA

Assets

Revenue Vehicles 14
Service Vehicles
Facilities

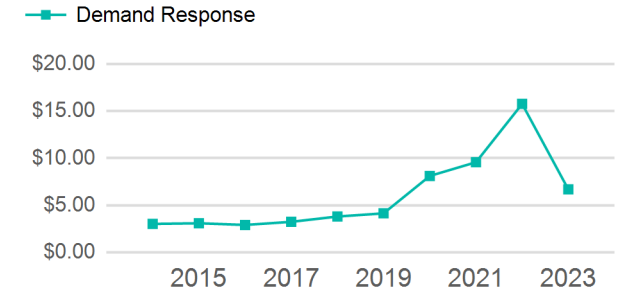
Service Consumed

Annual Unlinked Trips (UPT) 61,712

Service Supplied

Annual Vehicle Revenue Miles (VRM) 185,662
Annual Vehicle Revenue Hours (VRH) 21,843
Vehicles Operated in Maximum Service (VOMS) 14

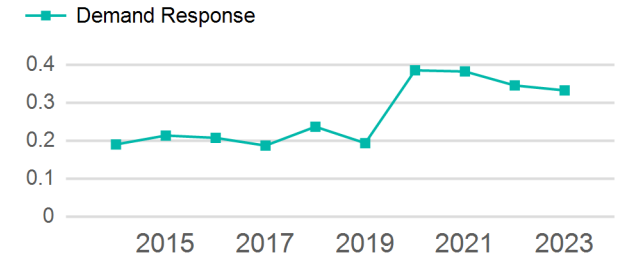
Operating Expenses per Vehicle Revenue Mile



Modal Characteristics

Mode	Annual Unlinked Passenger Trips	Directly Operated VOMS	Purchased Transportation VOMS	Annual Vehicle Revenue Miles	Annual Vehicle Revenue Hours
Demand Response	61,712	14	0	185,662	21,843
Total	61,712	14	0	185,662	21,843

Unlinked Passenger Trip per Vehicle Revenue Mile



Mode	Service Efficiency		Service Effectiveness		
	OE per VRM	OE per VRH	UPT per VRM	UPT per VRH	OE per UPT
Demand Response	\$6.69	\$56.85	0.3	2.8	\$20.12
Total	\$6.69	\$56.85	0.3	2.8	\$20.12

2023 Annual Agency Profile - Senior Citizen Industries (NTD ID 70052)

2023 Funding Breakdown

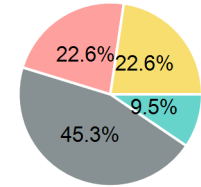
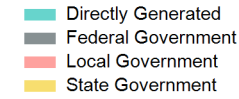
Summary of Operating Expenses (OE)

Mode	Operating Expenses	Fare Revenues
Demand Response	\$1,241,734	\$0
Total	\$1,241,734	\$0

Sources of Operating Funds Expended

Directly Generated	\$117,676
Federal Government	\$562,030
Local Government	\$281,014
State Government	\$281,014
Total Operating Funds Expended	\$1,241,734

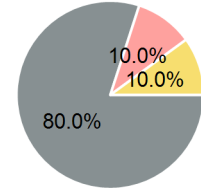
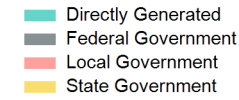
Operating Funding Sources



Sources of Capital Funds Expended

Directly Generated	\$0
Federal Government	\$125,649
Local Government	\$15,706
State Government	\$15,706
Total Capital Funds Expended	\$157,061

Capital Funding Sources



2023 Asset Management

Transit Asset Management (TAM) Tier	Tier II	TAM Sponsor NTD ID	7R04
--	---------	---------------------------	------

Metrics

Mode	Average Fleet Age in Years
Demand Response	8.8