

2023 Annual Agency Profile - Flint Hills Area Transportation Agency, Inc (NTD ID 70053)

Mailing Address: 5815 MARLATT AVE
MANHATTAN, KS

Website: <https://www.fhata.org>

Geographic Coverage

Primary Urbanized/Rural Area: Manhattan, KS
Service Area Population: 134,198
Service Area Sq. Miles: 1,887

Other Areas Served:

Kansas Non-UZA

Assets

Revenue Vehicles: 58
Service Vehicles:
Facilities: 1

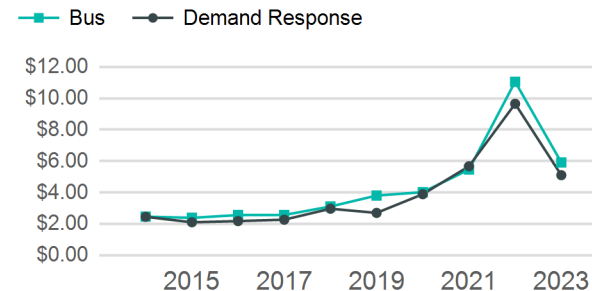
Service Consumed

Annual Unlinked Trips (UPT): 182,584

Service Supplied

Annual Vehicle Revenue Miles (VRM): 553,718
Annual Vehicle Revenue Hours (VRH): 44,450
Vehicles Operated in Maximum Service (VOMS): 24

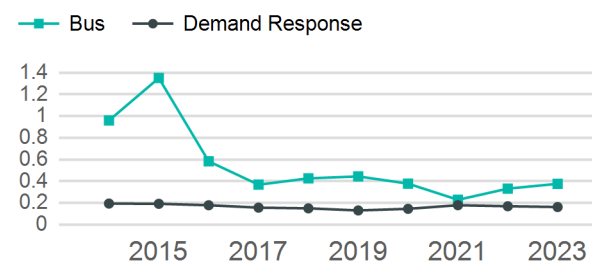
Operating Expenses per Vehicle Revenue Mile



Modal Characteristics

Mode	Annual Unlinked Passenger Trips	Directly Operated VOMS	Purchased Transportation VOMS	Annual Vehicle Revenue Miles	Annual Vehicle Revenue Hours
Bus	163,292	19	0	434,382	35,980
Demand Response	19,292	5	0	119,336	8,470
Total	182,584	24	0	553,718	44,450

Unlinked Passenger Trip per Vehicle Revenue Mile



Metrics

Service Efficiency

Service Effectiveness

Mode	OE per VRM	OE per VRH	UPT per VRM	UPT per VRH	OE per UPT
Bus	\$5.92	\$71.46	0.4	4.5	\$15.75
Demand Response	\$5.11	\$71.97	0.2	2.3	\$31.60
Total	\$5.74	\$71.56	0.3	4.1	\$17.42

2023 Annual Agency Profile - Flint Hills Area Transportation Agency, Inc (NTD ID 70053)

2023 Funding Breakdown

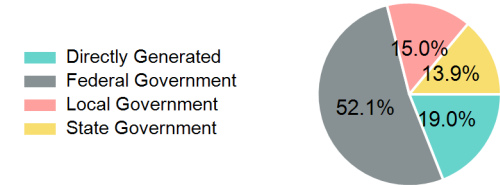
Summary of Operating Expenses (OE)

Mode	Operating Expenses	Fare Revenues
Bus	\$2,571,219	\$0
Demand Response	\$609,597	\$0
Total	\$3,180,816	\$0

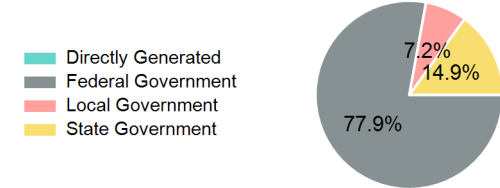
Sources of Operating Funds Expended

Directly Generated	\$603,843
Federal Government	\$1,656,966
Local Government	\$476,822
State Government	\$443,185
Total Operating Funds Expended	\$3,180,816

Operating Funding Sources



Capital Funding Sources



Sources of Capital Funds Expended

Directly Generated	\$0
Federal Government	\$761,189
Local Government	\$70,287
State Government	\$146,073
Total Capital Funds Expended	\$977,549

2023 Asset Management

Transit Asset Management (TAM) Tier	Tier II	TAM Sponsor NTD ID	7R02
--	---------	---------------------------	------

Metrics

Mode	Average Fleet Age in Years
Bus	5.9
Demand Response	6.8