

# 2023 Annual Agency Profile - City of Derby (NTD ID 70055)

**Mailing Address:** 1401 Hiddenridge Ct  
Derby, KS

**Website:** <http://www.derbyweb.com/>

## Geographic Coverage

**Primary Urbanized/Rural Area** Wichita, KS  
**Service Area Population** 26,666  
**Service Area Sq. Miles** 10  
**Other Areas Served:**  
 Kansas Non-UZA

## Assets

**Revenue Vehicles** 2  
**Service Vehicles**  
**Facilities**

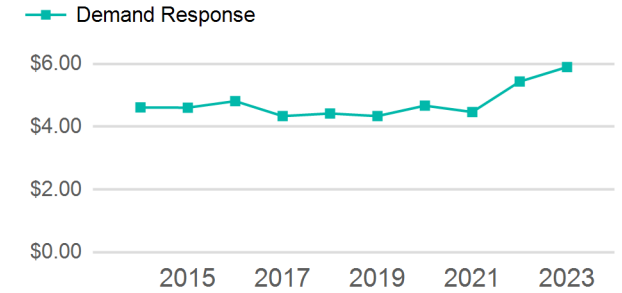
## Service Consumed

**Annual Unlinked Trips (UPT)** 7,797

## Service Supplied

**Annual Vehicle Revenue Miles (VRM)** 22,918  
**Annual Vehicle Revenue Hours (VRH)** 2,490  
**Vehicles Operated in Maximum Service (VOMS)** 1

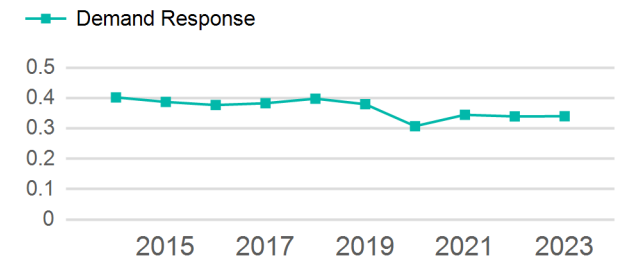
## Operating Expenses per Vehicle Revenue Mile



## Modal Characteristics

Mode	Annual Unlinked Passenger Trips	Directly Operated VOMS	Purchased Transportation VOMS	Annual Vehicle Revenue Miles	Annual Vehicle Revenue Hours
Demand Response	7,797	1	0	22,918	2,490
<b>Total</b>	<b>7,797</b>	<b>1</b>	<b>0</b>	<b>22,918</b>	<b>2,490</b>

## Unlinked Passenger Trip per Vehicle Revenue Mile



Mode	Service Efficiency		Service Effectiveness		
	OE per VRM	OE per VRH	UPT per VRM	UPT per VRH	OE per UPT
Demand Response	\$5.90	\$54.30	0.3	3.1	\$17.34
<b>Total</b>	<b>\$5.90</b>	<b>\$54.30</b>	<b>0.3</b>	<b>3.1</b>	<b>\$17.34</b>

# 2023 Annual Agency Profile - City of Derby (NTD ID 70055)

## 2023 Funding Breakdown

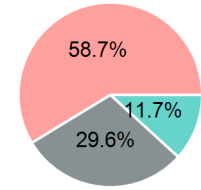
### Summary of Operating Expenses (OE)

Mode	Operating Expenses	Fare Revenues
Demand Response	\$135,199	\$0
<b>Total</b>	<b>\$135,199</b>	<b>\$0</b>

### Sources of Operating Funds Expended

Directly Generated	\$15,871
Federal Government	\$40,000
Local Government	\$79,328
State Government	\$0
<b>Total Operating Funds Expended</b>	<b>\$135,199</b>

### Operating Funding Sources



### Capital Funding Sources

### Sources of Capital Funds Expended

Directly Generated	\$0
Federal Government	\$0
Local Government	\$0
State Government	\$0
<b>Total Capital Funds Expended</b>	<b>\$0</b>



## 2023 Asset Management

<b>Transit Asset Management (TAM) Tier</b>	Tier II	<b>TAM Sponsor NTD ID</b>	A0024
--	---------	---------------------------	-------

### Metrics

Mode	Average Fleet Age in Years
Demand Response	6.0