

2023 Annual Agency Profile - Butler, County of (NTD ID 70056)

Mailing Address: 205 W CENTRAL AVE
EL DORADO, KS

Website: www.bucoks.com/index.aspx?nid=158

Geographic Coverage

Primary Urbanized/Rural Area Wichita, KS
Service Area Population 65,827
Service Area Sq. Miles 1,443
Other Areas Served:
 Kansas Non-UZA

Assets

Revenue Vehicles 7
Service Vehicles
Facilities

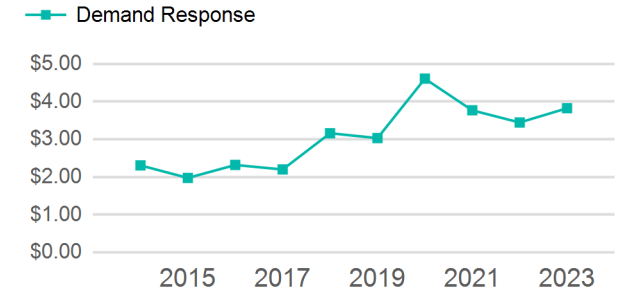
Service Consumed

Annual Unlinked Trips (UPT) 20,023

Service Supplied

Annual Vehicle Revenue Miles (VRM) 72,342
Annual Vehicle Revenue Hours (VRH) 7,186
Vehicles Operated in Maximum Service (VOMS) 7

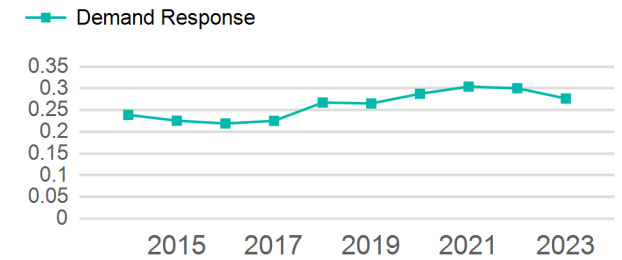
Operating Expenses per Vehicle Revenue Mile



Modal Characteristics

Mode	Annual Unlinked Passenger Trips	Directly Operated VOMS	Purchased Transportation VOMS	Annual Vehicle Revenue Miles	Annual Vehicle Revenue Hours
Demand Response	20,023	7	0	72,342	7,186
Total	20,023	7	0	72,342	7,186

Unlinked Passenger Trip per Vehicle Revenue Mile



Mode	Service Efficiency		Service Effectiveness		
	OE per VRM	OE per VRH	UPT per VRM	UPT per VRH	OE per UPT
Demand Response	\$3.82	\$38.49	0.3	2.8	\$13.81
Total	\$3.82	\$38.49	0.3	2.8	\$13.81

2023 Annual Agency Profile - Butler, County of (NTD ID 70056)

2023 Funding Breakdown

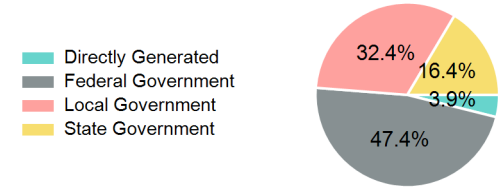
Summary of Operating Expenses (OE)

Mode	Operating Expenses	Fare Revenues
Demand Response	\$276,600	\$0
Total	\$276,600	\$0

Sources of Operating Funds Expended

Directly Generated	\$10,717
Federal Government	\$130,976
Local Government	\$89,511
State Government	\$45,396
Total Operating Funds Expended	\$276,600

Operating Funding Sources



Capital Funding Sources

Sources of Capital Funds Expended

Directly Generated	\$0
Federal Government	\$0
Local Government	\$0
State Government	\$0
Total Capital Funds Expended	\$0



2023 Asset Management

Transit Asset Management (TAM) Tier	Tier II	TAM Sponsor NTD ID	7R02
--	---------	---------------------------	------

Metrics

Mode	Average Fleet Age in Years
Demand Response	9.1