

2023 Annual Agency Profile - Dunklin County Transit Service, Inc. (NTD ID 70063)

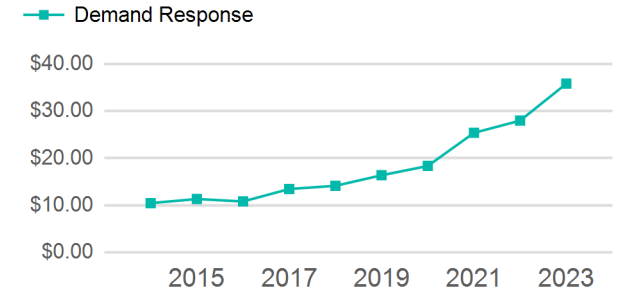
Mailing Address: 610 N DOUGLASS ST
MALDEN, MO

Website: <http://www.dctsmalden.com>

Service Consumed

Annual Unlinked Trips (UPT) 17,269

Operating Expenses per Vehicle Revenue Mile



Assets

Revenue Vehicles 15
Service Vehicles
Facilities 2

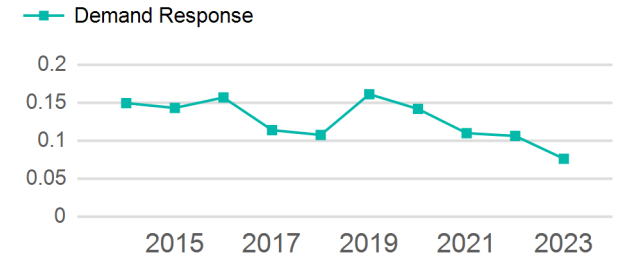
Service Supplied

Annual Vehicle Revenue Miles (VRM) 226,618
Annual Vehicle Revenue Hours (VRH) 7,804
Vehicles Operated in Maximum Service (VOMS) 13

Modal Characteristics

Mode	Annual Unlinked Passenger Trips	Directly Operated VOMS	Purchased Transportation VOMS	Annual Vehicle Revenue Miles	Annual Vehicle Revenue Hours
Demand Response	17,269	13	0	226,618	7,804
Total	17,269	13	0	226,618	7,804

Unlinked Passenger Trip per Vehicle Revenue Mile



Mode	Service Efficiency		Service Effectiveness		
	OE per VRM	OE per VRH	UPT per VRM	UPT per VRH	OE per UPT
Demand Response	\$2.73	\$79.21	0.1	2.2	\$35.80
Total	\$2.73	\$79.21	0.1	2.2	\$35.80

2023 Annual Agency Profile - Dunklin County Transit Service, Inc. (NTD ID 70063)

2023 Funding Breakdown

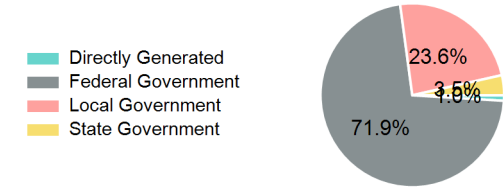
Summary of Operating Expenses (OE)

Mode	Operating Expenses	Fare Revenues
Demand Response	\$618,177	\$0
Total	\$618,177	\$0

Sources of Operating Funds Expended

Directly Generated	\$5,945
Federal Government	\$444,518
Local Government	\$145,992
State Government	\$21,722
Total Operating Funds Expended	\$618,177

Operating Funding Sources



Capital Funding Sources

Sources of Capital Funds Expended

Directly Generated	\$0
Federal Government	\$0
Local Government	\$0
State Government	\$0
Total Capital Funds Expended	\$0



2023 Asset Management

Transit Asset Management (TAM) Tier	Tier II	TAM Sponsor NTD ID	7R03
--	---------	---------------------------	------

Metrics

Mode	Average Fleet Age in Years
Demand Response	7.7