

# 2023 Annual Agency Profile - Schuyler (NTD ID 70069)

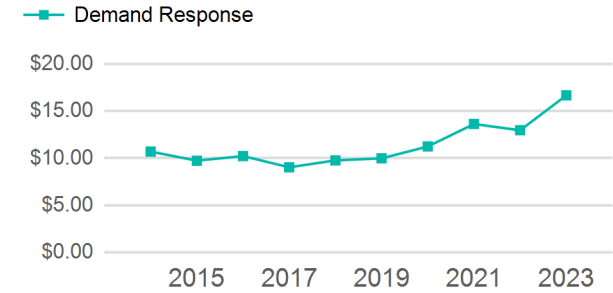
**Mailing Address:** 1103 B ST  
SCHUYLER, NE

<https://schuylernebraska.net/government/city-of-schuyler/schuyler-handibus/>  
**Website:** schuyler/schuyler-handibus/

## Service Consumed

**Annual Unlinked Trips (UPT)** 3,885

## Operating Expenses per Vehicle Revenue Mile



## Assets

**Revenue Vehicles** 2  
**Service Vehicles**  
**Facilities**

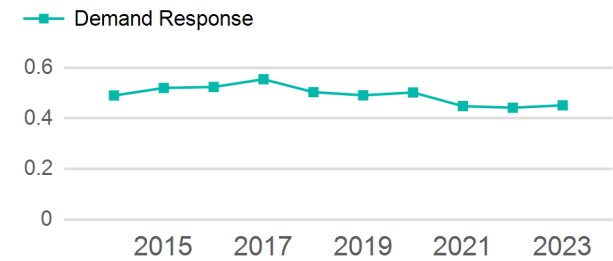
## Service Supplied

**Annual Vehicle Revenue Miles (VRM)** 8,603  
**Annual Vehicle Revenue Hours (VRH)** 1,323  
**Vehicles Operated in Maximum Service (VOMS)** 1

## Modal Characteristics

Mode	Annual Unlinked Passenger Trips	Directly Operated VOMS	Purchased Transportation VOMS	Annual Vehicle Revenue Miles	Annual Vehicle Revenue Hours
Demand Response	3,885	1	0	8,603	1,323
<b>Total</b>	<b>3,885</b>	<b>1</b>	<b>0</b>	<b>8,603</b>	<b>1,323</b>

## Unlinked Passenger Trip per Vehicle Revenue Mile



Mode	Service Efficiency		Service Effectiveness		
	OE per VRM	OE per VRH	UPT per VRM	UPT per VRH	OE per UPT
Demand Response	\$7.52	\$48.92	0.5	2.9	\$16.66
<b>Total</b>	<b>\$7.52</b>	<b>\$48.92</b>	<b>0.5</b>	<b>2.9</b>	<b>\$16.66</b>

# 2023 Annual Agency Profile - Schuyler (NTD ID 70069)

## 2023 Funding Breakdown

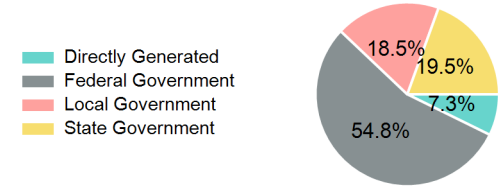
### Summary of Operating Expenses (OE)

Mode	Operating Expenses	Fare Revenues
Demand Response	\$64,721	\$0
<b>Total</b>	<b>\$64,721</b>	<b>\$0</b>

### Sources of Operating Funds Expended

Directly Generated	\$4,695
Federal Government	\$35,474
Local Government	\$11,959
State Government	\$12,593
<b>Total Operating Funds Expended</b>	<b>\$64,721</b>

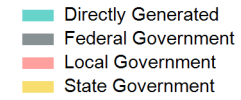
### Operating Funding Sources



### Capital Funding Sources

#### Sources of Capital Funds Expended

Directly Generated	\$0
Federal Government	\$0
Local Government	\$0
State Government	\$0
<b>Total Capital Funds Expended</b>	<b>\$0</b>



## 2023 Asset Management

<b>Transit Asset Management (TAM) Tier</b>	Tier II	<b>TAM Sponsor NTD ID</b>	7R04
--	---------	---------------------------	------

### Metrics

Mode	Average Fleet Age in Years
Demand Response	10.5