

2023 Annual Agency Profile - Morris County (NTD ID 70072)

Mailing Address: 501 W MAIN ST
COUNCIL GROVE, KS

Website: <https://www.morriscountyks.org/public-transportation>

Service Consumed

Annual Unlinked Trips (UPT) 6,980

Service Supplied

Annual Vehicle Revenue Miles (VRM) 70,759

Annual Vehicle Revenue Hours (VRH) 3,841

Vehicles Operated in Maximum Service (VOMS) 4

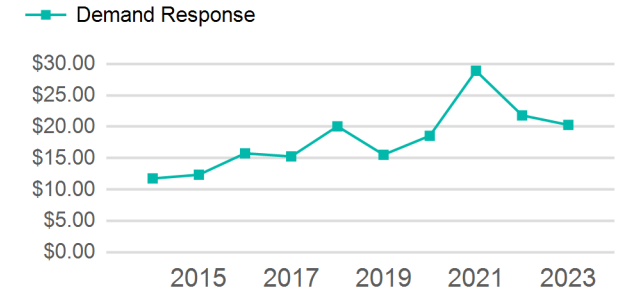
Assets

Revenue Vehicles 4

Service Vehicles

Facilities

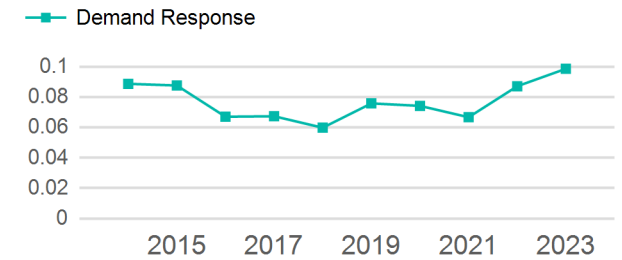
Operating Expenses per Vehicle Revenue Mile



Modal Characteristics

Mode	Annual Unlinked Passenger Trips	Directly Operated VOMS	Purchased Transportation VOMS	Annual Vehicle Revenue Miles	Annual Vehicle Revenue Hours
Demand Response	6,980	4	0	70,759	3,841
Total	6,980	4	0	70,759	3,841

Unlinked Passenger Trip per Vehicle Revenue Mile



Metrics

Service Efficiency

Service Effectiveness

Mode	OE per VRM	OE per VRH	UPT per VRM	UPT per VRH	OE per UPT
Demand Response	\$2.00	\$36.87	0.1	1.8	\$20.29
Total	\$2.00	\$36.87	0.1	1.8	\$20.29

2023 Annual Agency Profile - Morris County (NTD ID 70072)

2023 Funding Breakdown

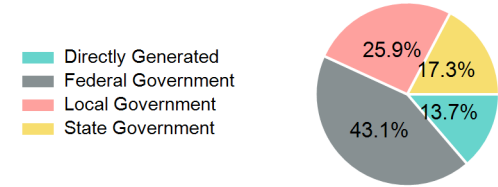
Summary of Operating Expenses (OE)

Mode	Operating Expenses	Fare Revenues
Demand Response	\$141,616	\$0
Total	\$141,616	\$0

Sources of Operating Funds Expended

Directly Generated	\$19,404
Federal Government	\$61,106
Local Government	\$36,664
State Government	\$24,442
Total Operating Funds Expended	\$141,616

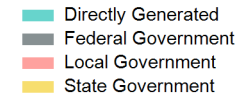
Operating Funding Sources



Capital Funding Sources

Sources of Capital Funds Expended

Directly Generated	\$0
Federal Government	\$0
Local Government	\$0
State Government	\$0
Total Capital Funds Expended	\$0



2023 Asset Management

Transit Asset Management (TAM) Tier	Tier II	TAM Sponsor NTD ID	7R02
--	---------	---------------------------	------

Metrics

Mode	Average Fleet Age in Years
Demand Response	6.3