

2023 Annual Agency Profile - Blue River AAA (NTD ID 70076)

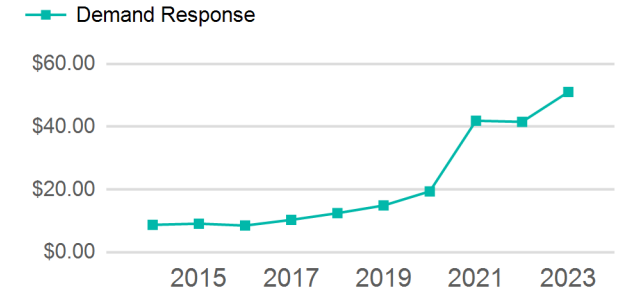
Mailing Address: 103 EASTSIDE BLVD
BEATRICE, NE

Website: <https://www.braaa.org/publictransit>

Service Consumed

Annual Unlinked Trips (UPT) 19,018

Operating Expenses per Vehicle Revenue Mile



Assets

Revenue Vehicles 19
Service Vehicles
Facilities

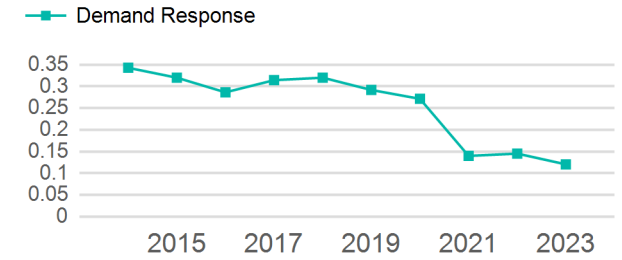
Service Supplied

Annual Vehicle Revenue Miles (VRM) 158,040
Annual Vehicle Revenue Hours (VRH) 7,625
Vehicles Operated in Maximum Service (VOMS) 11

Modal Characteristics

Mode	Annual Unlinked Passenger Trips	Directly Operated VOMS	Purchased Transportation VOMS	Annual Vehicle Revenue Miles	Annual Vehicle Revenue Hours
Demand Response	19,018	11	0	158,040	7,625
Total	19,018	11	0	158,040	7,625

Unlinked Passenger Trip per Vehicle Revenue Mile



Mode	Service Efficiency		Service Effectiveness		
	OE per VRM	OE per VRH	UPT per VRM	UPT per VRH	OE per UPT
Demand Response	\$6.14	\$127.32	0.1	2.5	\$51.05
Total	\$6.14	\$127.32	0.1	2.5	\$51.05

2023 Annual Agency Profile - Blue River AAA (NTD ID 70076)

2023 Funding Breakdown

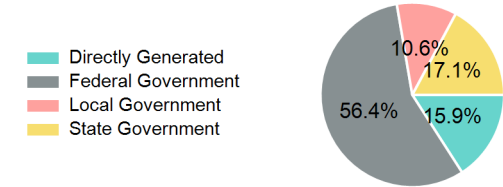
Summary of Operating Expenses (OE)

Mode	Operating Expenses	Fare Revenues
Demand Response	\$970,824	\$0
Total	\$970,824	\$0

Sources of Operating Funds Expended

Directly Generated	\$154,040
Federal Government	\$547,690
Local Government	\$102,816
State Government	\$166,278
Total Operating Funds Expended	\$970,824

Operating Funding Sources



Capital Funding Sources

Sources of Capital Funds Expended

Directly Generated	\$0
Federal Government	\$0
Local Government	\$0
State Government	\$0
Total Capital Funds Expended	\$0



2023 Asset Management

Transit Asset Management (TAM) Tier	Tier II	TAM Sponsor NTD ID	7R04
--	---------	---------------------------	------

Metrics

Mode	Average Fleet Age in Years
Demand Response	11.3