

2023 Annual Agency Profile - Southeast Kansas Community Action Program (NTD ID 70078)

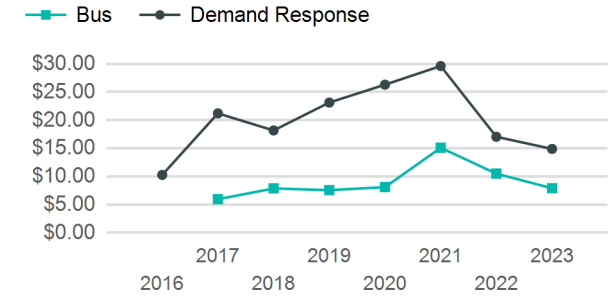
Mailing Address: 401 N SINNETT ST
GIRARD, KS

Website: <http://www.sek-cap.com>

Service Consumed

Annual Unlinked Trips (UPT) 55,637

Operating Expenses per Vehicle Revenue Mile



Assets

Revenue Vehicles 24
Service Vehicles
Facilities 1

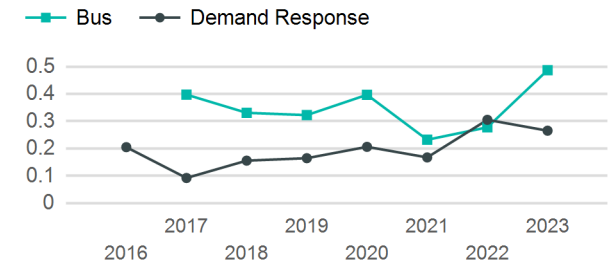
Service Supplied

Annual Vehicle Revenue Miles (VRM) 167,967
Annual Vehicle Revenue Hours (VRH) 12,525
Vehicles Operated in Maximum Service (VOMS) 9

Modal Characteristics

Mode	Annual Unlinked Passenger Trips	Directly Operated VOMS	Purchased Transportation VOMS	Annual Vehicle Revenue Miles	Annual Vehicle Revenue Hours
Demand Response	31,352	7	0	118,145	7,722
Bus	24,285	2	0	49,822	4,803
Total	55,637	9	0	167,967	12,525

Unlinked Passenger Trip per Vehicle Revenue Mile



Metrics

Service Efficiency

Service Effectiveness

Mode	OE per VRM	OE per VRH	UPT per VRM	UPT per VRH	OE per UPT
Demand Response	\$3.95	\$60.47	0.3	4.1	\$14.89
Bus	\$3.85	\$39.98	0.5	5.1	\$7.91
Total	\$3.92	\$52.61	0.3	4.4	\$11.84

2023 Annual Agency Profile - Southeast Kansas Community Action Program (NTD ID 70078)

2023 Funding Breakdown

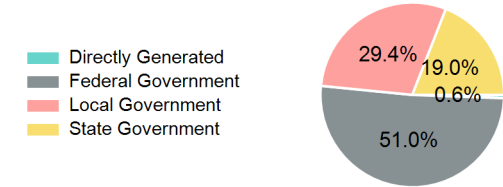
Summary of Operating Expenses (OE)

Mode	Operating Expenses	Fare Revenues
Demand Response	\$466,914	\$0
Bus	\$192,025	\$0
Total	\$658,939	\$0

Sources of Operating Funds Expended

Directly Generated	\$3,831
Federal Government	\$335,924
Local Government	\$193,742
State Government	\$125,442
Total Operating Funds Expended	\$658,939

Operating Funding Sources



Capital Funding Sources

Sources of Capital Funds Expended

Directly Generated	\$0
Federal Government	\$0
Local Government	\$0
State Government	\$0
Total Capital Funds Expended	\$0



2023 Asset Management

Transit Asset Management (TAM) Tier: Tier II TAM Sponsor NTD ID: 7R02

Metrics

Mode	Average Fleet Age in Years
Demand Response	8.8
Bus	9.4