

2023 Annual Agency Profile - Grant County (NTD ID 70079)

Mailing Address: 105 E HARRISON ST
HYANNIS, NE

Website: n/a

Service Consumed

Annual Unlinked Trips (UPT) 100

Service Supplied

Annual Vehicle Revenue Miles (VRM) 5,745

Annual Vehicle Revenue Hours (VRH) 258

Vehicles Operated in Maximum Service (VOMS) 1

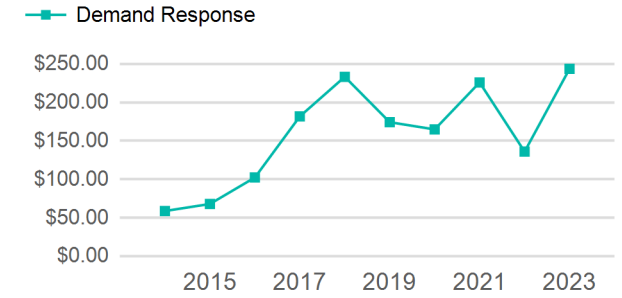
Assets

Revenue Vehicles 1

Service Vehicles

Facilities

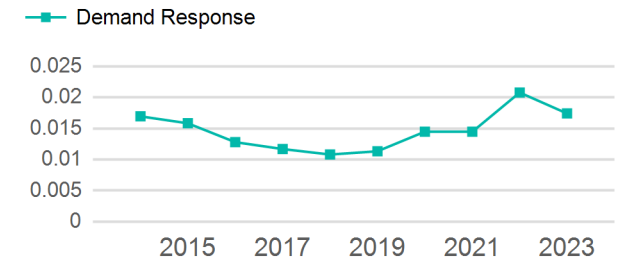
Operating Expenses per Vehicle Revenue Mile



Modal Characteristics

Mode	Annual Unlinked Passenger Trips	Directly Operated VOMS	Purchased Transportation VOMS	Annual Vehicle Revenue Miles	Annual Vehicle Revenue Hours
Demand Response	100	1	0	5,745	258
Total	100	1	0	5,745	258

Unlinked Passenger Trip per Vehicle Revenue Mile



Metrics

Mode	Service Efficiency		Service Effectiveness		
	OE per VRM	OE per VRH	UPT per VRM	UPT per VRH	OE per UPT
Demand Response	\$4.24	\$94.42	0.0	0.4	\$243.60
Total	\$4.24	\$94.42	0.0	0.4	\$243.60

2023 Annual Agency Profile - Grant County (NTD ID 70079)

2023 Funding Breakdown

Summary of Operating Expenses (OE)

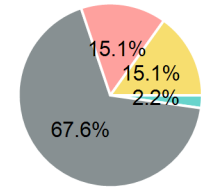
Mode	Operating Expenses	Fare Revenues
Demand Response	\$24,360	\$0
Total	\$24,360	\$0

Sources of Operating Funds Expended

Directly Generated	\$545
Federal Government	\$16,469
Local Government	\$3,671
State Government	\$3,675
Total Operating Funds Expended	\$24,360

Operating Funding Sources

- Directly Generated
- Federal Government
- Local Government
- State Government



Capital Funding Sources

- Directly Generated
- Federal Government
- Local Government
- State Government

Sources of Capital Funds Expended

Directly Generated	\$0
Federal Government	\$0
Local Government	\$0
State Government	\$0
Total Capital Funds Expended	\$0

2023 Asset Management

Transit Asset Management (TAM) Tier	Tier II	TAM Sponsor NTD ID	7R04
--------------------------------------------	---------	---------------------------	------

Metrics

Mode	Average Fleet Age in Years
Demand Response	17.0