

2023 Annual Agency Profile - City of Mount Vernon (NTD ID 70085)

Mailing Address: 319 E DALLAS ST
MOUNT VERNON, MO

Website: <http://www.mtvernon-cityhall.org>

Service Consumed

Annual Unlinked Trips (UPT) 13,745

Service Supplied

Annual Vehicle Revenue Miles (VRM) 26,120

Annual Vehicle Revenue Hours (VRH) 3,439

Vehicles Operated in Maximum Service (VOMS) 3

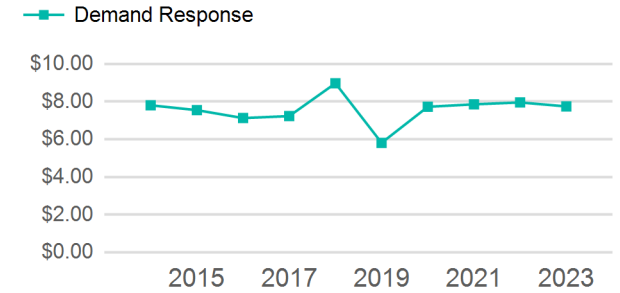
Assets

Revenue Vehicles 3

Service Vehicles

Facilities

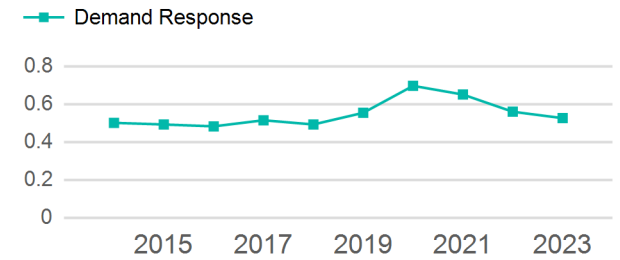
Operating Expenses per Vehicle Revenue Mile



Modal Characteristics

Mode	Annual Unlinked Passenger Trips	Directly Operated VOMS	Purchased Transportation VOMS	Annual Vehicle Revenue Miles	Annual Vehicle Revenue Hours
Demand Response	13,745	3	0	26,120	3,439
Total	13,745	3	0	26,120	3,439

Unlinked Passenger Trip per Vehicle Revenue Mile



Metrics

Service Efficiency

Service Effectiveness

Mode	OE per VRM	OE per VRH	UPT per VRM	UPT per VRH	OE per UPT
Demand Response	\$4.08	\$30.95	0.5	4.0	\$7.74
Total	\$4.08	\$30.95	0.5	4.0	\$7.74

2023 Annual Agency Profile - City of Mount Vernon (NTD ID 70085)

2023 Funding Breakdown

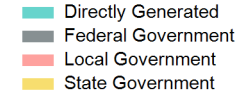
Summary of Operating Expenses (OE)

Mode	Operating Expenses	Fare Revenues
Demand Response	\$106,450	\$0
Total	\$106,450	\$0

Sources of Operating Funds Expended

Directly Generated	\$7,333
Federal Government	\$49,192
Local Government	\$39,823
State Government	\$10,102
Total Operating Funds Expended	\$106,450

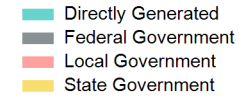
Operating Funding Sources



Capital Funding Sources

Sources of Capital Funds Expended

Directly Generated	\$0
Federal Government	\$0
Local Government	\$0
State Government	\$0
Total Capital Funds Expended	\$0



2023 Asset Management

Transit Asset Management (TAM) Tier	Tier II	TAM Sponsor NTD ID	7R03
--	---------	---------------------------	------

Metrics

Mode	Average Fleet Age in Years
Demand Response	6.0