

# 2023 Annual Agency Profile - Rush County (NTD ID 70086)

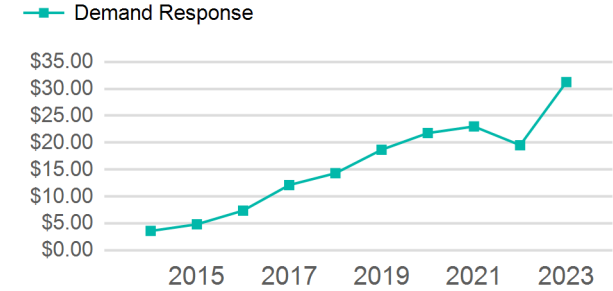
**Mailing Address:** 804 W 1ST ST  
LA CROSSE, KS

**Website:** <https://rushcountykansas.org/rush-county-public-works/rush-county-public-works-public-transportation/>

## Service Consumed

**Annual Unlinked Trips (UPT)** 2,332

## Operating Expenses per Vehicle Revenue Mile



## Assets

**Revenue Vehicles** 2  
**Service Vehicles**  
**Facilities**

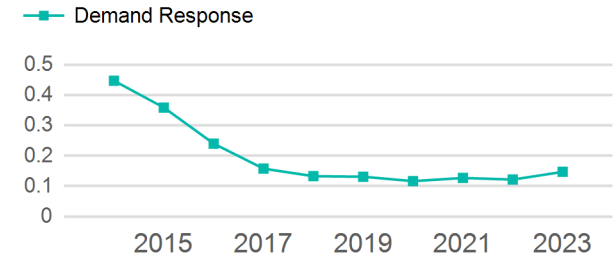
## Service Supplied

**Annual Vehicle Revenue Miles (VRM)** 15,850  
**Annual Vehicle Revenue Hours (VRH)** 1,100  
**Vehicles Operated in Maximum Service (VOMS)** 2

## Modal Characteristics

Mode	Annual Unlinked Passenger Trips	Directly Operated VOMS	Purchased Transportation VOMS	Annual Vehicle Revenue Miles	Annual Vehicle Revenue Hours
Demand Response	2,332	2	0	15,850	1,100
<b>Total</b>	<b>2,332</b>	<b>2</b>	<b>0</b>	<b>15,850</b>	<b>1,100</b>

## Unlinked Passenger Trip per Vehicle Revenue Mile



Mode	Service Efficiency		Service Effectiveness		
	OE per VRM	OE per VRH	UPT per VRM	UPT per VRH	OE per UPT
Demand Response	\$4.60	\$66.22	0.1	2.1	\$31.24
<b>Total</b>	<b>\$4.60</b>	<b>\$66.22</b>	<b>0.1</b>	<b>2.1</b>	<b>\$31.24</b>

# 2023 Annual Agency Profile - Rush County (NTD ID 70086)

## 2023 Funding Breakdown

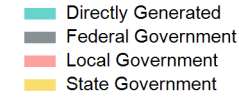
### Summary of Operating Expenses (OE)

Mode	Operating Expenses	Fare Revenues
Demand Response	\$72,847	\$0
<b>Total</b>	<b>\$72,847</b>	<b>\$0</b>

### Sources of Operating Funds Expended

Directly Generated	\$3,593
Federal Government	\$34,384
Local Government	\$20,922
State Government	\$13,948
<b>Total Operating Funds Expended</b>	<b>\$72,847</b>

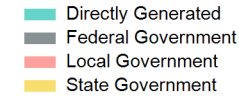
### Operating Funding Sources



### Capital Funding Sources

### Sources of Capital Funds Expended

Directly Generated	\$0
Federal Government	\$0
Local Government	\$0
State Government	\$0
<b>Total Capital Funds Expended</b>	<b>\$0</b>



## 2023 Asset Management

<b>Transit Asset Management (TAM) Tier</b>	Tier II	<b>TAM Sponsor NTD ID</b>	7R02
--	---------	---------------------------	------

### Metrics

Mode	Average Fleet Age in Years
Demand Response	9.0