

2023 Annual Agency Profile - City of Marshalltown (NTD ID 70092)

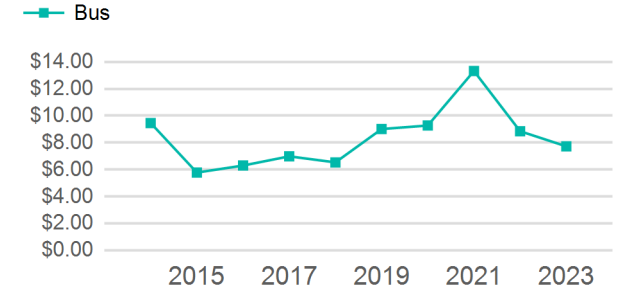
Mailing Address: 24 N CENTER ST
MARSHALLTOWN, IA

Website: <http://www.ci.marshalltown.ia.us>

Service Consumed

Annual Unlinked Trips (UPT) 115,931

Operating Expenses per Vehicle Revenue Mile



Assets

Revenue Vehicles 11
Service Vehicles
Facilities

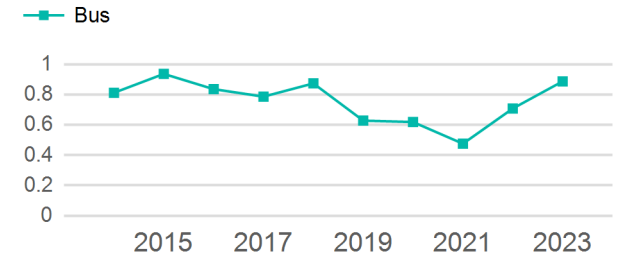
Service Supplied

Annual Vehicle Revenue Miles (VRM) 130,659
Annual Vehicle Revenue Hours (VRH) 10,374
Vehicles Operated in Maximum Service (VOMS) 5

Modal Characteristics

Mode	Annual Unlinked Passenger Trips	Directly Operated VOMS	Purchased Transportation VOMS	Annual Vehicle Revenue Miles	Annual Vehicle Revenue Hours
Bus	115,931	5	0	130,659	10,374
Total	115,931	5	0	130,659	10,374

Unlinked Passenger Trip per Vehicle Revenue Mile



Metrics

Mode	Service Efficiency		Service Effectiveness		
	OE per VRM	OE per VRH	UPT per VRM	UPT per VRH	OE per UPT
Bus	\$6.86	\$86.37	0.9	11.2	\$7.73
Total	\$6.86	\$86.37	0.9	11.2	\$7.73

2023 Annual Agency Profile - City of Marshalltown (NTD ID 70092)

2023 Funding Breakdown

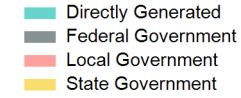
Summary of Operating Expenses (OE)

Mode	Operating Expenses	Fare Revenues
Bus	\$896,019	\$0
Total	\$896,019	\$0

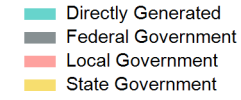
Sources of Operating Funds Expended

Directly Generated	\$169,063
Federal Government	\$614,310
Local Government	\$112,646
State Government	\$0
Total Operating Funds Expended	\$896,019

Operating Funding Sources



Capital Funding Sources



Sources of Capital Funds Expended

Directly Generated	\$0
Federal Government	\$0
Local Government	\$1,000
State Government	\$0
Total Capital Funds Expended	\$1,000

2023 Asset Management

Transit Asset Management (TAM) Tier	Tier II	TAM Sponsor NTD ID	7R01
--	---------	---------------------------	------

Metrics

Mode	Average Fleet Age in Years
Bus	16.1