

# 2023 Annual Agency Profile - Linn County (NTD ID 70096)

**Mailing Address:** 315 MAIN ST  
MOUND CITY, KS

**Website:** <https://www.linncountyks.com/departments/transportation>

## Service Consumed

Annual Unlinked Trips (UPT) 1,631

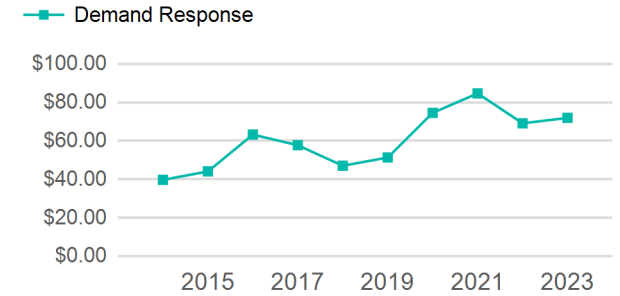
## Assets

Revenue Vehicles 3  
Service Vehicles  
Facilities

## Service Supplied

Annual Vehicle Revenue Miles (VRM) 53,653  
Annual Vehicle Revenue Hours (VRH) 2,494  
Vehicles Operated in Maximum Service (VOMS) 3

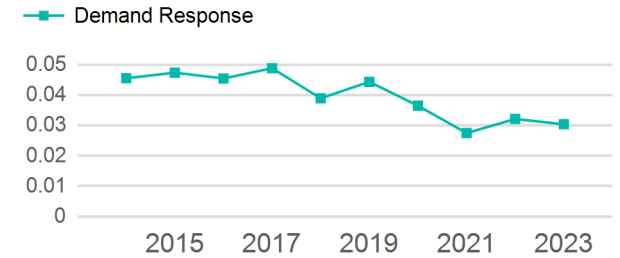
## Operating Expenses per Vehicle Revenue Mile



## Modal Characteristics

Mode	Annual Unlinked Passenger Trips	Directly Operated VOMS	Purchased Transportation VOMS	Annual Vehicle Revenue Miles	Annual Vehicle Revenue Hours
Demand Response	1,631	3	0	53,653	2,494
<b>Total</b>	<b>1,631</b>	<b>3</b>	<b>0</b>	<b>53,653</b>	<b>2,494</b>

## Unlinked Passenger Trip per Vehicle Revenue Mile



## Metrics

### Service Efficiency

### Service Effectiveness

Mode	OE per VRM	OE per VRH	UPT per VRM	UPT per VRH	OE per UPT
Demand Response	\$2.19	\$47.05	0.0	0.7	\$71.94
<b>Total</b>	<b>\$2.19</b>	<b>\$47.05</b>	<b>0.0</b>	<b>0.7</b>	<b>\$71.94</b>

# 2023 Annual Agency Profile - Linn County (NTD ID 70096)

## 2023 Funding Breakdown

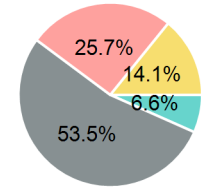
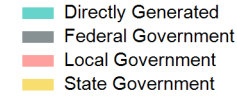
### Summary of Operating Expenses (OE)

Mode	Operating Expenses	Fare Revenues
Demand Response	\$117,341	\$0
<b>Total</b>	<b>\$117,341</b>	<b>\$0</b>

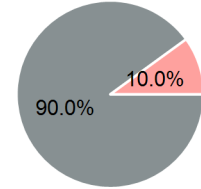
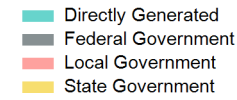
### Sources of Operating Funds Expended

Directly Generated	\$7,757
Federal Government	\$62,812
Local Government	\$30,202
State Government	\$16,570
<b>Total Operating Funds Expended</b>	<b>\$117,341</b>

### Operating Funding Sources



### Capital Funding Sources



### Sources of Capital Funds Expended

Directly Generated	\$0
Federal Government	\$66,366
Local Government	\$7,374
State Government	\$0
<b>Total Capital Funds Expended</b>	<b>\$73,740</b>

## 2023 Asset Management

<b>Transit Asset Management (TAM) Tier</b>	Tier II	<b>TAM Sponsor NTD ID</b>	7R02
--	---------	---------------------------	------

### Metrics

Mode	Average Fleet Age in Years
Demand Response	6.0