

# 2023 Annual Agency Profile - Guide Rock (NTD ID 70098)

**Mailing Address:** 120 W DOUGLAS ST  
GUIDE ROCK, NE

**Website:** n/a

## Service Consumed

Annual Unlinked Trips (UPT) 756

## Service Supplied

Annual Vehicle Revenue Miles (VRM) 11,045

Annual Vehicle Revenue Hours (VRH) 226

Vehicles Operated in Maximum Service (VOMS) 2

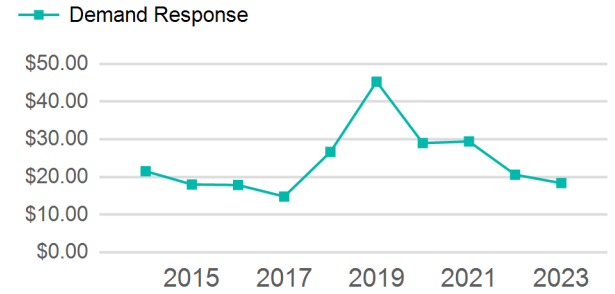
## Assets

Revenue Vehicles 3

Service Vehicles

Facilities

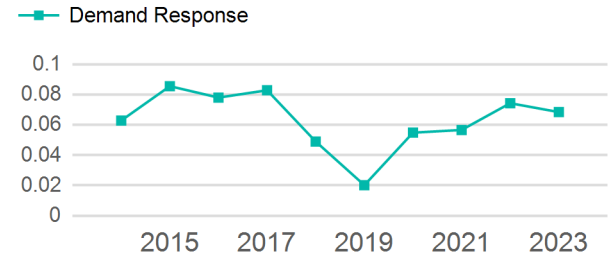
## Operating Expenses per Vehicle Revenue Mile



## Modal Characteristics

Mode	Annual Unlinked Passenger Trips	Directly Operated VOMS	Purchased Transportation VOMS	Annual Vehicle Revenue Miles	Annual Vehicle Revenue Hours
Demand Response	756	2	0	11,045	226
<b>Total</b>	<b>756</b>	<b>2</b>	<b>0</b>	<b>11,045</b>	<b>226</b>

## Unlinked Passenger Trip per Vehicle Revenue Mile



## Metrics

### Service Efficiency

### Service Effectiveness

Mode	OE per VRM	OE per VRH	UPT per VRM	UPT per VRH	OE per UPT
Demand Response	\$1.26	\$61.46	0.1	3.3	\$18.37
<b>Total</b>	<b>\$1.26</b>	<b>\$61.46</b>	<b>0.1</b>	<b>3.3</b>	<b>\$18.37</b>

# 2023 Annual Agency Profile - Guide Rock (NTD ID 70098)

## 2023 Funding Breakdown

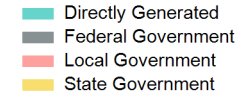
### Summary of Operating Expenses (OE)

Mode	Operating Expenses	Fare Revenues
Demand Response	\$13,891	\$0
<b>Total</b>	<b>\$13,891</b>	<b>\$0</b>

### Sources of Operating Funds Expended

Directly Generated	\$1,293
Federal Government	\$7,007
Local Government	\$2,693
State Government	\$2,796
<b>Total Operating Funds Expended</b>	<b>\$13,789</b>

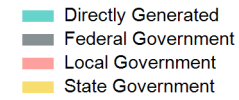
### Operating Funding Sources



### Capital Funding Sources

### Sources of Capital Funds Expended

Directly Generated	\$0
Federal Government	\$0
Local Government	\$0
State Government	\$0
<b>Total Capital Funds Expended</b>	<b>\$0</b>



## 2023 Asset Management

<b>Transit Asset Management (TAM) Tier</b>	Tier II	<b>TAM Sponsor NTD ID</b>	7R04
--	---------	---------------------------	------

### Metrics

Mode	Average Fleet Age in Years
Demand Response	6.3