

2023 Annual Agency Profile - Commmunity Memorial Health Center Burwell (NTD ID 70113)

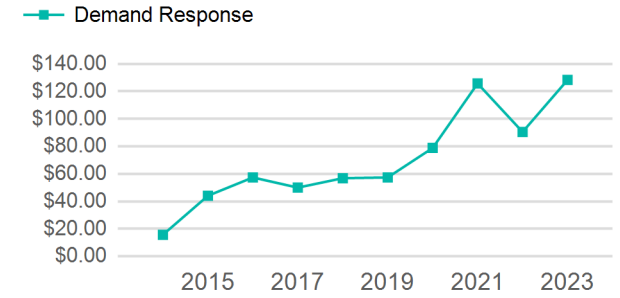
Mailing Address: 1015 F ST
BURWELL, NE

Website: <http://www.cmhcburwell.com/transportation>

Service Consumed

Annual Unlinked Trips (UPT) 516

Operating Expenses per Vehicle Revenue Mile



Assets

Revenue Vehicles 4
Service Vehicles
Facilities

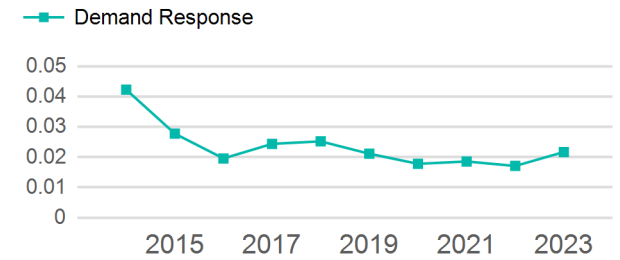
Service Supplied

Annual Vehicle Revenue Miles (VRM) 23,778
Annual Vehicle Revenue Hours (VRH) 1,290
Vehicles Operated in Maximum Service (VOMS) 4

Modal Characteristics

Mode	Annual Unlinked Passenger Trips	Directly Operated VOMS	Purchased Transportation VOMS	Annual Vehicle Revenue Miles	Annual Vehicle Revenue Hours
Demand Response	516	4	0	23,778	1,290
Total	516	4	0	23,778	1,290

Unlinked Passenger Trip per Vehicle Revenue Mile



Mode	Service Efficiency		Service Effectiveness		
	OE per VRM	OE per VRH	UPT per VRM	UPT per VRH	OE per UPT
Demand Response	\$2.78	\$51.32	0.0	0.4	\$128.30
Total	\$2.78	\$51.32	0.0	0.4	\$128.30

2023 Annual Agency Profile - Communitary Memorial Health Center Burwell (NTD ID 70113)

2023 Funding Breakdown

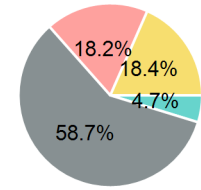
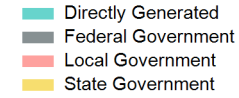
Summary of Operating Expenses (OE)

Mode	Operating Expenses	Fare Revenues
Demand Response	\$66,204	\$0
Total	\$66,204	\$0

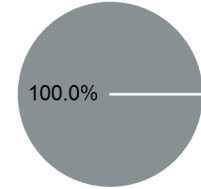
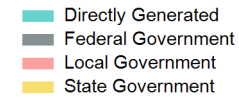
Sources of Operating Funds Expended

Directly Generated	\$3,140
Federal Government	\$38,867
Local Government	\$12,019
State Government	\$12,178
Total Operating Funds Expended	\$66,204

Operating Funding Sources



Capital Funding Sources



Sources of Capital Funds Expended

Directly Generated	\$0
Federal Government	\$58,515
Local Government	\$0
State Government	\$0
Total Capital Funds Expended	\$58,515

2023 Asset Management

Transit Asset Management (TAM) Tier	Tier II	TAM Sponsor NTD ID	7R04
--	---------	---------------------------	------

Metrics

Mode	Average Fleet Age in Years
Demand Response	4.0