

2023 Annual Agency Profile - Siouxland Interstate Metropolitan Planning Council (NTD ID 70129)

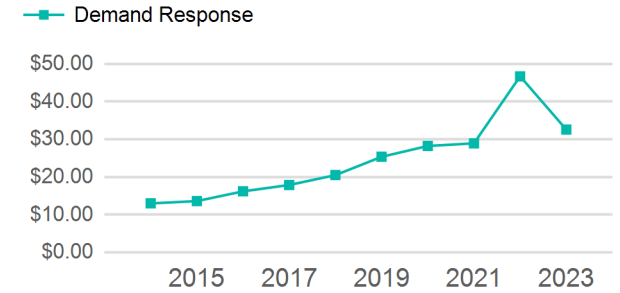
Mailing Address: 6401 Gordon Drive
SIOUX CITY, IA

Website: <http://www.simpco.org>

Service Consumed

Annual Unlinked Trips (UPT) 74,395

Operating Expenses per Vehicle Revenue Mile



Assets

Revenue Vehicles 43
Service Vehicles
Facilities 1

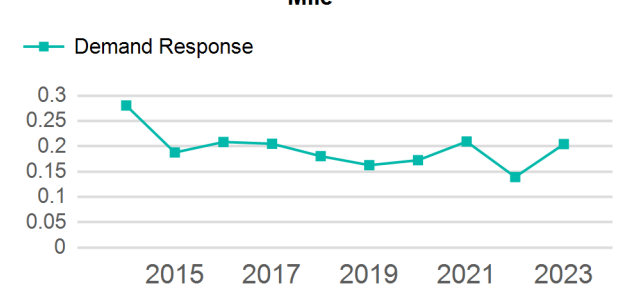
Service Supplied

Annual Vehicle Revenue Miles (VRM) 364,121
Annual Vehicle Revenue Hours (VRH) 26,529
Vehicles Operated in Maximum Service (VOMS) 29

Modal Characteristics

Mode	Annual Unlinked Passenger Trips	Directly Operated VOMS	Purchased Transportation VOMS	Annual Vehicle Revenue Miles	Annual Vehicle Revenue Hours
Demand Response	74,395	29	0	364,121	26,529
Total	74,395	29	0	364,121	26,529

Unlinked Passenger Trip per Vehicle Revenue Mile



Mode	Service Efficiency		Service Effectiveness		
	OE per VRM	OE per VRH	UPT per VRM	UPT per VRH	OE per UPT
Demand Response	\$6.66	\$91.36	0.2	2.8	\$32.58
Total	\$6.66	\$91.36	0.2	2.8	\$32.58

2023 Annual Agency Profile - Siouxland Interstate Metropolitan Planning Council (NTD ID 70129)

2023 Funding Breakdown

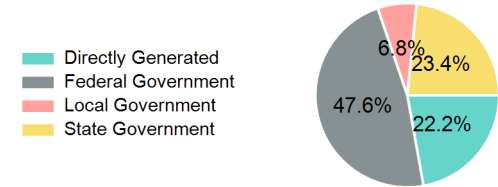
Summary of Operating Expenses (OE)

Mode	Operating Expenses	Fare Revenues
Demand Response	\$2,423,719	\$0
Total	\$2,423,719	\$0

Sources of Operating Funds Expended

Directly Generated	\$537,672
Federal Government	\$1,153,793
Local Government	\$165,959
State Government	\$566,295
Total Operating Funds Expended	\$2,423,719


Operating Funding Sources



Sources of Capital Funds Expended

Directly Generated	\$0
Federal Government	\$30,799
Local Government	\$7,699
State Government	\$0
Total Capital Funds Expended	\$38,498

Capital Funding Sources



2023 Asset Management

Transit Asset Management (TAM) Tier	Tier II	TAM Sponsor NTD ID	7R01
--	---------	---------------------------	------

Metrics

Mode	Average Fleet Age in Years
Demand Response	4.3