

2023 Annual Agency Profile - Valley County Hospital (NTD ID 70130)

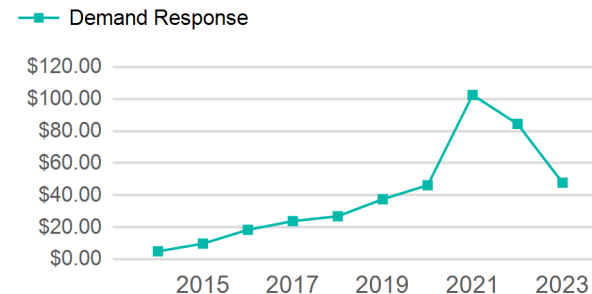
Mailing Address: 2707 L ST
ORD, NE

Website: <http://www.valleycountyhealthsystem.org/community-services/transportation>

Service Consumed

Annual Unlinked Trips (UPT) 1,881

Operating Expenses per Vehicle Revenue Mile



Assets

Revenue Vehicles 3
Service Vehicles
Facilities

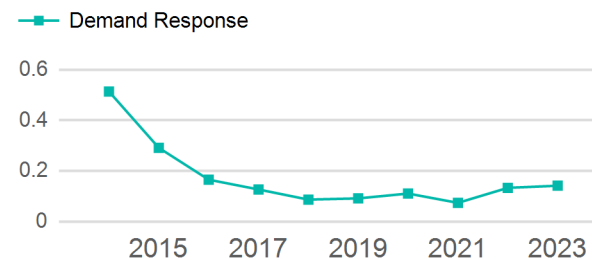
Service Supplied

Annual Vehicle Revenue Miles (VRM) 13,272
Annual Vehicle Revenue Hours (VRH) 1,776
Vehicles Operated in Maximum Service (VOMS) 2

Modal Characteristics

Mode	Annual Unlinked Passenger Trips	Directly Operated VOMS	Purchased Transportation VOMS	Annual Vehicle Revenue Miles	Annual Vehicle Revenue Hours
Demand Response	1,881	2	0	13,272	1,776
Total	1,881	2	0	13,272	1,776

Unlinked Passenger Trip per Vehicle Revenue Mile



Mode	Service Efficiency		Service Effectiveness		
	OE per VRM	OE per VRH	UPT per VRM	UPT per VRH	OE per UPT
Demand Response	\$6.78	\$50.63	0.1	1.1	\$47.80
Total	\$6.78	\$50.63	0.1	1.1	\$47.80

2023 Annual Agency Profile - Valley County Hospital (NTD ID 70130)

2023 Funding Breakdown

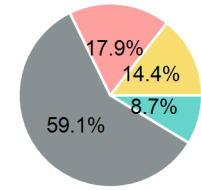
Summary of Operating Expenses (OE)

Mode	Operating Expenses	Fare Revenues
Demand Response	\$89,918	\$0
Total	\$89,918	\$0

Sources of Operating Funds Expended

Directly Generated	\$7,791
Federal Government	\$53,108
Local Government	\$16,063
State Government	\$12,956
Total Operating Funds Expended	\$89,918

Operating Funding Sources



Capital Funding Sources



Sources of Capital Funds Expended

Directly Generated	\$0
Federal Government	\$24,790
Local Government	\$0
State Government	\$0
Total Capital Funds Expended	\$24,790

2023 Asset Management

Transit Asset Management (TAM) Tier	Tier II	TAM Sponsor NTD ID	7R04
--	---------	---------------------------	------

Metrics

Mode	Average Fleet Age in Years
Demand Response	9.3