

2023 Annual Agency Profile - Tri-Valley Developmental Services (NTD ID 70135)

Mailing Address: 521 CHANUTE 35 PKWY
CHANUTE, KS

Website: www.tvds.org

Service Consumed

Annual Unlinked Trips (UPT) 9,528

Service Supplied

Annual Vehicle Revenue Miles (VRM) 14,976

Annual Vehicle Revenue Hours (VRH) 1,279

Vehicles Operated in Maximum Service (VOMS) 6

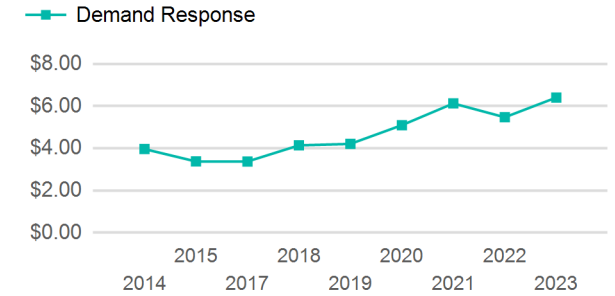
Assets

Revenue Vehicles 8

Service Vehicles

Facilities

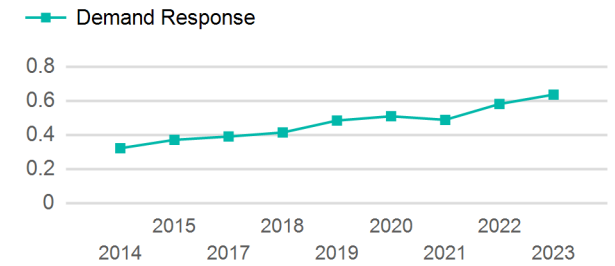
Operating Expenses per Vehicle Revenue Mile



Modal Characteristics

Mode	Annual Unlinked Passenger Trips	Directly Operated VOMS	Purchased Transportation VOMS	Annual Vehicle Revenue Miles	Annual Vehicle Revenue Hours
Demand Response	9,528	6	0	14,976	1,279
Total	9,528	6	0	14,976	1,279

Unlinked Passenger Trip per Vehicle Revenue Mile



Metrics

Service Efficiency

Service Effectiveness

Mode	OE per VRM	OE per VRH	UPT per VRM	UPT per VRH	OE per UPT
Demand Response	\$4.07	\$47.71	0.6	7.4	\$6.40
Total	\$4.07	\$47.71	0.6	7.4	\$6.40

2023 Annual Agency Profile - Tri-Valley Developmental Services (NTD ID 70135)

2023 Funding Breakdown

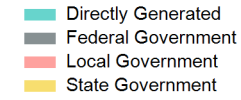
Summary of Operating Expenses (OE)

Mode	Operating Expenses	Fare Revenues
Demand Response	\$61,022	\$0
Total	\$61,022	\$0

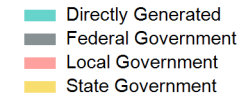
Sources of Operating Funds Expended

Directly Generated	\$10,062
Federal Government	\$25,480
Local Government	\$15,288
State Government	\$10,192
Total Operating Funds Expended	\$61,022

Operating Funding Sources



Capital Funding Sources



Sources of Capital Funds Expended

Directly Generated	\$0
Federal Government	\$0
Local Government	\$0
State Government	\$0
Total Capital Funds Expended	\$0

2023 Asset Management

Transit Asset Management (TAM) Tier	Tier II	TAM Sponsor NTD ID	7R02
--	---------	---------------------------	------

Metrics

Mode	Average Fleet Age in Years
Demand Response	10.6