

# 2023 Annual Agency Profile - Delaware, Dubuque & Jackson County Regional Transit Authority (NTD ID 70136)

Mailing Address: 7600 COMMERCE PARK  
DUBUQUE, IA

Website: <http://www.rta8.org>

## Service Consumed

Annual Unlinked Trips (UPT) 90,430

## Service Supplied

Annual Vehicle Revenue Miles (VRM) 443,880

Annual Vehicle Revenue Hours (VRH) 25,021

Vehicles Operated in Maximum Service (VOMS) 15

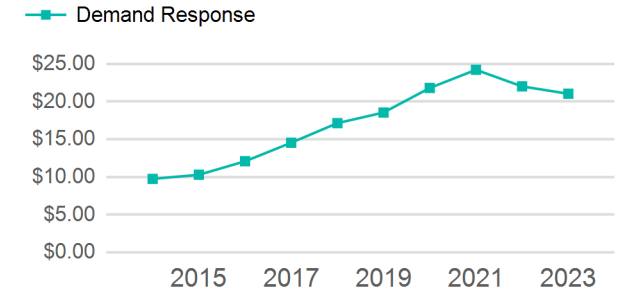
## Assets

Revenue Vehicles 31

Service Vehicles

Facilities 3

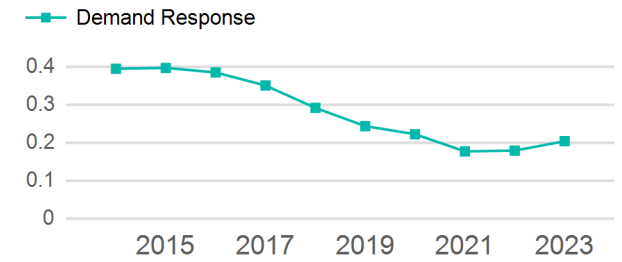
## Operating Expenses per Vehicle Revenue Mile



## Modal Characteristics

Mode	Annual Unlinked Passenger Trips	Directly Operated VOMS	Purchased Transportation VOMS	Annual Vehicle Revenue Miles	Annual Vehicle Revenue Hours
Demand Response	90,430	15	0	443,880	25,021
<b>Total</b>	<b>90,430</b>	<b>15</b>	<b>0</b>	<b>443,880</b>	<b>25,021</b>

## Unlinked Passenger Trip per Vehicle Revenue Mile



Mode	Service Efficiency			Service Effectiveness	
	OE per VRM	OE per VRH	UPT per VRM	UPT per VRH	OE per UPT
Demand Response	\$4.29	\$76.02	0.2	3.6	\$21.03
<b>Total</b>	<b>\$4.29</b>	<b>\$76.02</b>	<b>0.2</b>	<b>3.6</b>	<b>\$21.03</b>

# 2023 Annual Agency Profile - Delaware, Dubuque & Jackson County Regional Transit Authority (NTD ID 70136)

## 2023 Funding Breakdown

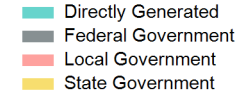
### Summary of Operating Expenses (OE)

Mode	Operating Expenses	Fare Revenues
Demand Response	\$1,902,151	\$0
<b>Total</b>	<b>\$1,902,151</b>	<b>\$0</b>

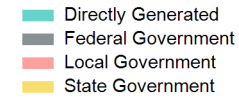
### Sources of Operating Funds Expended

Directly Generated	\$267,296
Federal Government	\$1,219,688
Local Government	\$0
State Government	\$415,167
<b>Total Operating Funds Expended</b>	<b>\$1,902,151</b>

### Operating Funding Sources



### Capital Funding Sources



### Sources of Capital Funds Expended

Directly Generated	\$0
Federal Government	\$0
Local Government	\$0
State Government	\$0
<b>Total Capital Funds Expended</b>	<b>\$0</b>

## 2023 Asset Management

<b>Transit Asset Management (TAM) Tier</b>	Tier II	<b>TAM Sponsor NTD ID</b>	7R01
--	---------	---------------------------	------

### Metrics

Mode	Average Fleet Age in Years
Demand Response	7.2