

2023 Annual Agency Profile - East Central Iowa Council of Governments (NTD ID 70138)

Mailing Address: 700 16TH ST NE STE 301
CEDAR RAPIDS, IA

Website: <http://www.ecicog.org>

Geographic Coverage

Primary Urbanized/Rural Area Iowa City, IA
 Service Area Population 74,950
 Service Area Sq. Miles 26
 Other Areas Served:
 Iowa Non-UZA, Davenport, IA--IL, Cedar Rapids, IA

Assets

Revenue Vehicles 24
 Service Vehicles
 Facilities

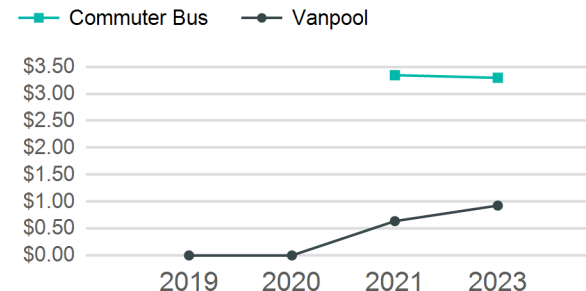
Service Consumed

Annual Unlinked Trips (UPT) 113,836

Service Supplied

Annual Vehicle Revenue Miles (VRM) 624,340
 Annual Vehicle Revenue Hours (VRH) 17,402
 Vehicles Operated in Maximum Service (VOMS) 23

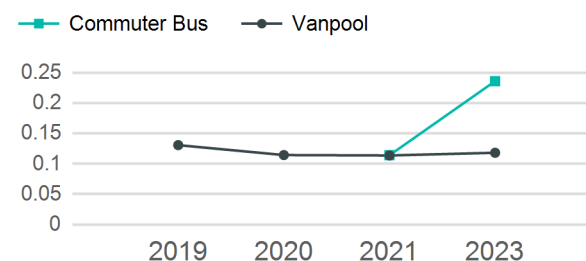
Operating Expenses per Vehicle Revenue Mile



Modal Characteristics

Mode	Annual Unlinked Passenger Trips	Directly Operated VOMS	Purchased Transportation VOMS	Annual Vehicle Revenue Miles	Annual Vehicle Revenue Hours
Commuter Bus	80,171	0	4	339,526	11,132
Vanpool	33,664	0	19	284,814	6,270
Total	113,835	0	23	624,340	17,402

Unlinked Passenger Trip per Vehicle Revenue Mile



Metrics

Service Efficiency

Service Effectiveness

Mode	OE per VRM	OE per VRH	UPT per VRM	UPT per VRH	OE per UPT
Commuter Bus	\$3.30	\$100.54	0.2	7.2	\$13.96
Vanpool	\$0.93	\$42.06	0.1	5.4	\$7.83
Total	\$2.22	\$79.47	0.2	6.5	\$12.15

2023 Annual Agency Profile - East Central Iowa Council of Governments (NTD ID 70138)

2023 Funding Breakdown

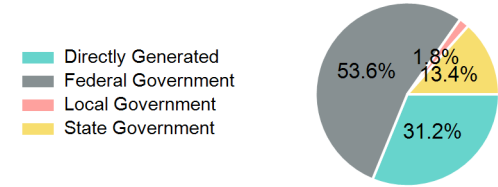
Summary of Operating Expenses (OE)

Mode	Operating Expenses	Fare Revenues
Commuter Bus	\$1,119,224	\$0
Vanpool	\$263,692	\$0
Total	\$1,382,916	\$0

Sources of Operating Funds Expended

Directly Generated	\$604,837
Federal Government	\$1,039,653
Local Government	\$34,995
State Government	\$259,913
Total Operating Funds Expended	\$1,939,398

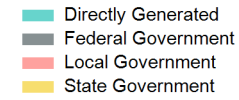
Operating Funding Sources



Capital Funding Sources

Sources of Capital Funds Expended

Directly Generated	\$0
Federal Government	\$0
Local Government	\$0
State Government	\$0
Total Capital Funds Expended	\$0



2023 Asset Management

Transit Asset Management (TAM) Tier: Tier II TAM Sponsor NTD ID: 7R01

Metrics

Mode	Average Fleet Age in Years
Commuter Bus	5.0
Vanpool	2.1