

2023 Annual Agency Profile - City of Dodge City (NTD ID 70139)

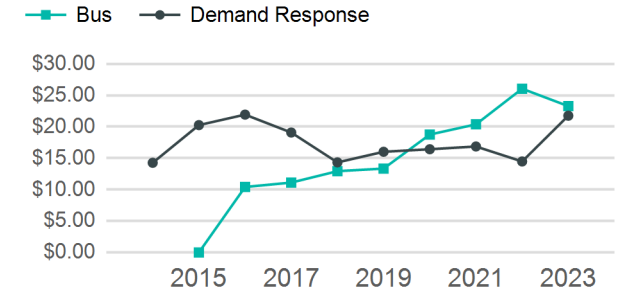
Mailing Address: 806 N 2ND AVE
DODGE CITY, KS

Website: <https://www.dodgecity.org/727/Public-Transportation>

Service Consumed

Annual Unlinked Trips (UPT) 30,535

Operating Expenses per Vehicle Revenue Mile



Assets

Revenue Vehicles 10
Service Vehicles
Facilities

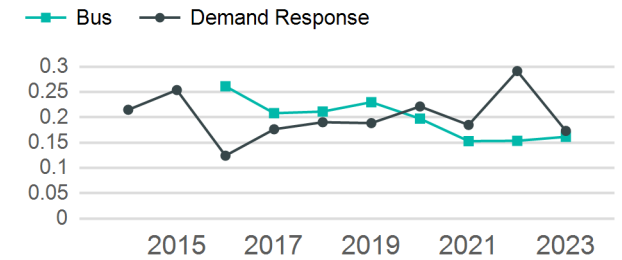
Service Supplied

Annual Vehicle Revenue Miles (VRM) 185,414
Annual Vehicle Revenue Hours (VRH) 13,115
Vehicles Operated in Maximum Service (VOMS) 8

Modal Characteristics

Mode	Annual Unlinked Passenger Trips	Directly Operated VOMS	Purchased Transportation VOMS	Annual Vehicle Revenue Miles	Annual Vehicle Revenue Hours
Bus	21,876	5	0	135,431	8,960
Demand Response	8,659	3	0	49,983	4,155
Total	30,535	8	0	185,414	13,115

Unlinked Passenger Trip per Vehicle Revenue Mile



Metrics

Service Efficiency

Service Effectiveness

Mode	OE per VRM	OE per VRH	UPT per VRM	UPT per VRH	OE per UPT
Bus	\$3.76	\$56.84	0.2	2.4	\$23.28
Demand Response	\$3.77	\$45.34	0.2	2.1	\$21.75
Total	\$3.76	\$53.20	0.2	2.3	\$22.85

2023 Annual Agency Profile - City of Dodge City (NTD ID 70139)

2023 Funding Breakdown

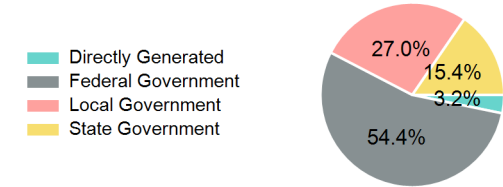
Summary of Operating Expenses (OE)

Mode	Operating Expenses	Fare Revenues
Bus	\$509,287	\$0
Demand Response	\$188,368	\$0
Total	\$697,655	\$0

Sources of Operating Funds Expended

Directly Generated	\$22,355
Federal Government	\$379,347
Local Government	\$188,691
State Government	\$107,262
Total Operating Funds Expended	\$697,655

Operating Funding Sources



Capital Funding Sources

Sources of Capital Funds Expended

Directly Generated	\$0
Federal Government	\$0
Local Government	\$0
State Government	\$0
Total Capital Funds Expended	\$0



2023 Asset Management

Transit Asset Management (TAM) Tier: Tier II TAM Sponsor NTD ID: 7R02

Metrics

Mode	Average Fleet Age in Years
Bus	4.6
Demand Response	6.0