

2023 Annual Agency Profile - Pratt County (NTD ID 70141)

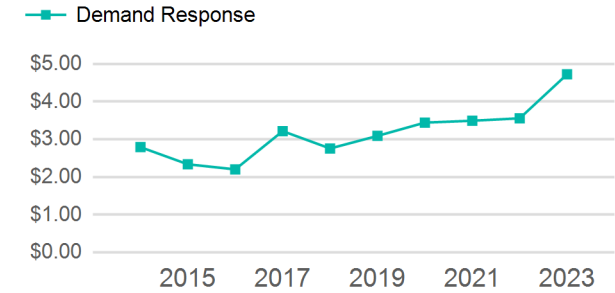
Mailing Address: 303 S OAK
PRATT, KS

Website: <https://www.prattcounty.org/265/General-Public-Transportation>

Service Consumed

Annual Unlinked Trips (UPT) 23,245

Operating Expenses per Vehicle Revenue Mile



Assets

Revenue Vehicles 6
Service Vehicles
Facilities

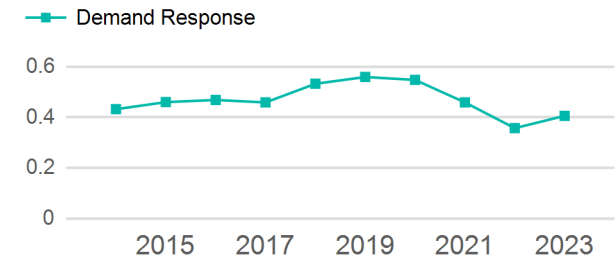
Service Supplied

Annual Vehicle Revenue Miles (VRM) 57,289
Annual Vehicle Revenue Hours (VRH) 5,434
Vehicles Operated in Maximum Service (VOMS) 5

Modal Characteristics

Mode	Annual Unlinked Passenger Trips	Directly Operated VOMS	Purchased Transportation VOMS	Annual Vehicle Revenue Miles	Annual Vehicle Revenue Hours
Demand Response	23,245	5	0	57,289	5,434
Total	23,245	5	0	57,289	5,434

Unlinked Passenger Trip per Vehicle Revenue Mile



Metrics

Service Efficiency

Service Effectiveness

Mode	OE per VRM	OE per VRH	UPT per VRM	UPT per VRH	OE per UPT
Demand Response	\$1.92	\$20.21	0.4	4.3	\$4.72
Total	\$1.92	\$20.21	0.4	4.3	\$4.72

2023 Annual Agency Profile - Pratt County (NTD ID 70141)

2023 Funding Breakdown

Summary of Operating Expenses (OE)

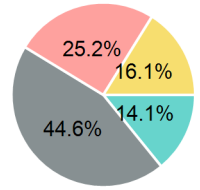
Mode	Operating Expenses	Fare Revenues
Demand Response	\$109,807	\$0
Total	\$109,807	\$0

Sources of Operating Funds Expended

Directly Generated	\$15,500
Federal Government	\$48,926
Local Government	\$27,701
State Government	\$17,680
Total Operating Funds Expended	\$109,807

Operating Funding Sources

- Directly Generated
- Federal Government
- Local Government
- State Government



Capital Funding Sources

- Directly Generated
- Federal Government
- Local Government
- State Government

Sources of Capital Funds Expended

Directly Generated	\$0
Federal Government	\$0
Local Government	\$0
State Government	\$0
Total Capital Funds Expended	\$0

2023 Asset Management

Transit Asset Management (TAM) Tier	Tier II	TAM Sponsor NTD ID	7R02
--	---------	---------------------------	------

Metrics

Mode	Average Fleet Age in Years
Demand Response	5.7