

2023 Annual Agency Profile - Chase County (NTD ID 70144)

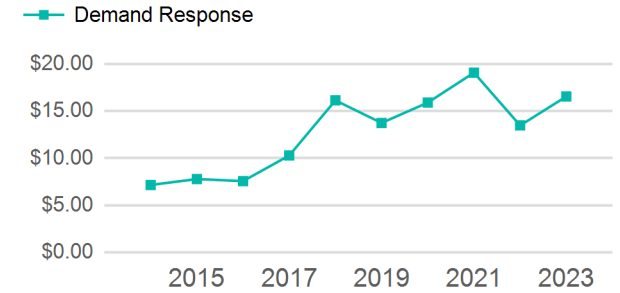
Mailing Address: 300 PEARL ST
COTTONWOOD FALLS, KS

Website: <https://www.chasecountyks.com/index.php/health-emergency-services/senior-center>

Service Consumed

Annual Unlinked Trips (UPT) 4,324

Operating Expenses per Vehicle Revenue Mile



Assets

Revenue Vehicles 2
Service Vehicles
Facilities

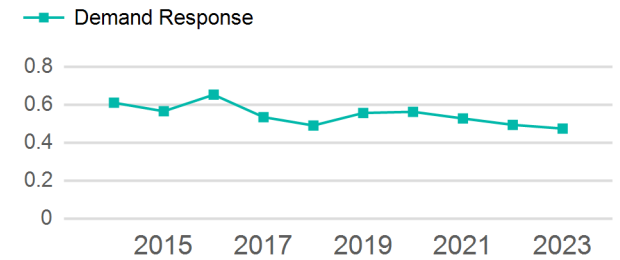
Service Supplied

Annual Vehicle Revenue Miles (VRM) 9,121
Annual Vehicle Revenue Hours (VRH) 1,067
Vehicles Operated in Maximum Service (VOMS) 2

Modal Characteristics

Mode	Annual Unlinked Passenger Trips	Directly Operated VOMS	Purchased Transportation VOMS	Annual Vehicle Revenue Miles	Annual Vehicle Revenue Hours
Demand Response	4,324	2	0	9,121	1,067
Total	4,324	2	0	9,121	1,067

Unlinked Passenger Trip per Vehicle Revenue Mile



Mode	Service Efficiency		Service Effectiveness		
	OE per VRM	OE per VRH	UPT per VRM	UPT per VRH	OE per UPT
Demand Response	\$7.84	\$67.03	0.5	4.1	\$16.54
Total	\$7.84	\$67.03	0.5	4.1	\$16.54

2023 Annual Agency Profile - Chase County (NTD ID 70144)

2023 Funding Breakdown

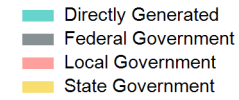
Summary of Operating Expenses (OE)

Mode	Operating Expenses	Fare Revenues
Demand Response	\$71,525	\$0
Total	\$71,525	\$0

Sources of Operating Funds Expended

Directly Generated	\$1,057
Federal Government	\$38,771
Local Government	\$19,506
State Government	\$12,191
Total Operating Funds Expended	\$71,525

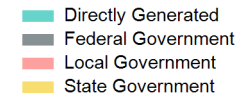
Operating Funding Sources



Capital Funding Sources

Sources of Capital Funds Expended

Directly Generated	\$0
Federal Government	\$0
Local Government	\$0
State Government	\$0
Total Capital Funds Expended	\$0



2023 Asset Management

Transit Asset Management (TAM) Tier	Tier II	TAM Sponsor NTD ID	7R02
--	---------	---------------------------	------

Metrics

Mode	Average Fleet Age in Years
Demand Response	11.5