

2023 Annual Agency Profile - Saline County Area Transit (NTD ID 70148)

Mailing Address: 107 S WEST AVE
WESTERN, NE

Website: <http://www.salinecat.com/>

Service Consumed

Annual Unlinked Trips (UPT) 16,577

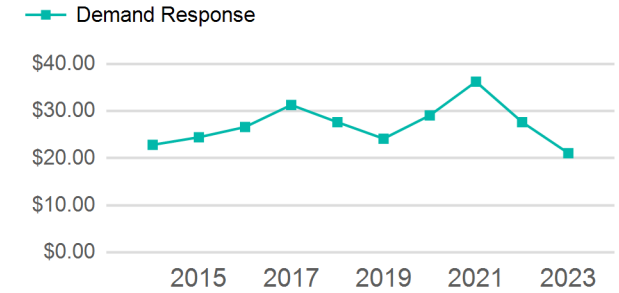
Assets

Revenue Vehicles 6
Service Vehicles
Facilities 1

Service Supplied

Annual Vehicle Revenue Miles (VRM) 82,531
Annual Vehicle Revenue Hours (VRH) 4,984
Vehicles Operated in Maximum Service (VOMS) 5

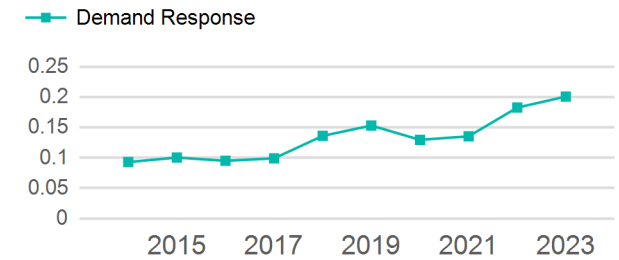
Operating Expenses per Vehicle Revenue Mile



Modal Characteristics

Mode	Annual Unlinked Passenger Trips	Directly Operated VOMS	Purchased Transportation VOMS	Annual Vehicle Revenue Miles	Annual Vehicle Revenue Hours
Demand Response	16,577	5	0	82,531	4,984
Total	16,577	5	0	82,531	4,984

Unlinked Passenger Trip per Vehicle Revenue Mile



Mode	Service Efficiency		Service Effectiveness		
	OE per VRM	OE per VRH	UPT per VRM	UPT per VRH	OE per UPT
Demand Response	\$4.23	\$70.08	0.2	3.3	\$21.07
Total	\$4.23	\$70.08	0.2	3.3	\$21.07

2023 Annual Agency Profile - Saline County Area Transit (NTD ID 70148)

2023 Funding Breakdown

Summary of Operating Expenses (OE)

Mode	Operating Expenses	Fare Revenues
Demand Response	\$349,286	\$0
Total	\$349,286	\$0

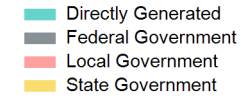
Sources of Operating Funds Expended

Directly Generated	\$50,442
Federal Government	\$216,071
Local Government	\$31,560
State Government	\$51,213
Total Operating Funds Expended	\$349,286

Operating Funding Sources



Capital Funding Sources



Sources of Capital Funds Expended

Directly Generated	\$0
Federal Government	\$0
Local Government	\$0
State Government	\$0
Total Capital Funds Expended	\$0

2023 Asset Management

Transit Asset Management (TAM) Tier	Tier II	TAM Sponsor NTD ID	7R04
--	---------	---------------------------	------

Metrics

Mode	Average Fleet Age in Years
Demand Response	9.7