

# 2023 Annual Agency Profile - City of North Platte (NTD ID 70153)

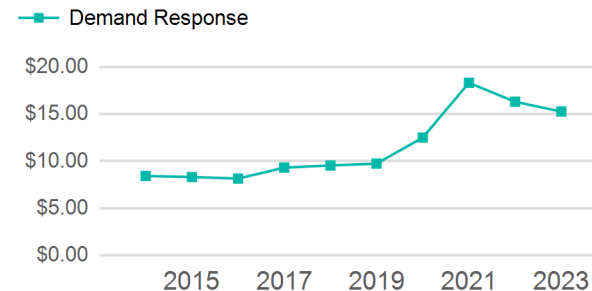
**Mailing Address:** 211 W 3RD ST  
NORTH PLATTE, NE

**Website:** <http://www.ci.north-platte.ne.us/transportation/>

## Service Consumed

**Annual Unlinked Trips (UPT)** 59,881

## Operating Expenses per Vehicle Revenue Mile



## Assets

## Service Supplied

**Annual Vehicle Revenue Miles (VRM)** 277,305

**Annual Vehicle Revenue Hours (VRH)** 14,739

**Vehicles Operated in Maximum Service (VOMS)** 8

**Revenue Vehicles** 12

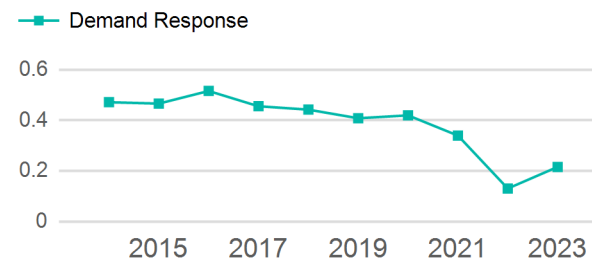
**Service Vehicles**

**Facilities** 1

## Modal Characteristics

Mode	Annual Unlinked Passenger Trips	Directly Operated VOMS	Purchased Transportation VOMS	Annual Vehicle Revenue Miles	Annual Vehicle Revenue Hours
Demand Response	59,881	8	0	277,305	14,739
<b>Total</b>	<b>59,881</b>	<b>8</b>	<b>0</b>	<b>277,305</b>	<b>14,739</b>

## Unlinked Passenger Trip per Vehicle Revenue Mile



## Metrics

Mode	Service Efficiency		Service Effectiveness		
	OE per VRM	OE per VRH	UPT per VRM	UPT per VRH	OE per UPT
Demand Response	\$3.29	\$61.99	0.2	4.1	\$15.26
<b>Total</b>	<b>\$3.29</b>	<b>\$61.99</b>	<b>0.2</b>	<b>4.1</b>	<b>\$15.26</b>

# 2023 Annual Agency Profile - City of North Platte (NTD ID 70153)

## 2023 Funding Breakdown

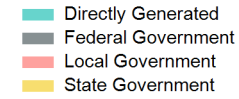
### Summary of Operating Expenses (OE)

Mode	Operating Expenses	Fare Revenues
Demand Response	\$913,677	\$0
<b>Total</b>	<b>\$913,677</b>	<b>\$0</b>

### Sources of Operating Funds Expended

Directly Generated	\$233,957
Federal Government	\$411,884
Local Government	\$132,752
State Government	\$135,084
<b>Total Operating Funds Expended</b>	<b>\$913,677</b>

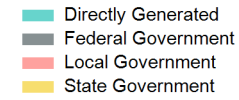
### Operating Funding Sources



### Capital Funding Sources

### Sources of Capital Funds Expended

Directly Generated	\$0
Federal Government	\$0
Local Government	\$0
State Government	\$0
<b>Total Capital Funds Expended</b>	<b>\$0</b>



## 2023 Asset Management

<b>Transit Asset Management (TAM) Tier</b>	Tier II	<b>TAM Sponsor NTD ID</b>	7R04
--	---------	---------------------------	------

### Metrics

Mode	Average Fleet Age in Years
Demand Response	3.0