

2023 Annual Agency Profile - Eastern Nebraska (NTD ID 70160)

Mailing Address: 4780 S 131ST ST
OMAHA, NE

Website: <http://www.enoa.org/>

Service Consumed

Annual Unlinked Trips (UPT) 8,122

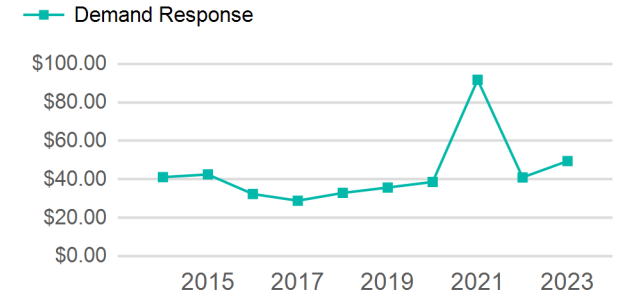
Assets

Revenue Vehicles 11
Service Vehicles
Facilities

Service Supplied

Annual Vehicle Revenue Miles (VRM) 91,192
Annual Vehicle Revenue Hours (VRH) 2,749
Vehicles Operated in Maximum Service (VOMS) 9

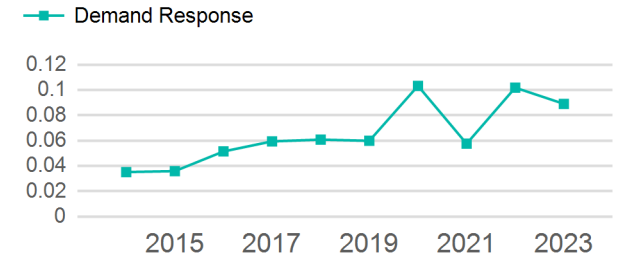
Operating Expenses per Vehicle Revenue Mile



Modal Characteristics

Mode	Annual Unlinked Passenger Trips	Directly Operated VOMS	Purchased Transportation VOMS	Annual Vehicle Revenue Miles	Annual Vehicle Revenue Hours
Demand Response	8,122	9	0	91,192	2,749
Total	8,122	9	0	91,192	2,749

Unlinked Passenger Trip per Vehicle Revenue Mile



Metrics

Mode	Service Efficiency		Service Effectiveness		
	OE per VRM	OE per VRH	UPT per VRM	UPT per VRH	OE per UPT
Demand Response	\$4.41	\$146.26	0.1	3.0	\$49.50
Total	\$4.41	\$146.26	0.1	3.0	\$49.50

2023 Annual Agency Profile - Eastern Nebraska (NTD ID 70160)

2023 Funding Breakdown

Summary of Operating Expenses (OE)

Mode	Operating Expenses	Fare Revenues
Demand Response	\$402,070	\$0
Total	\$402,070	\$0

Sources of Operating Funds Expended

Directly Generated	\$44,992
Federal Government	\$203,936
Local Government	\$76,480
State Government	\$76,662
Total Operating Funds Expended	\$402,070

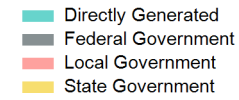
Operating Funding Sources



Capital Funding Sources

Sources of Capital Funds Expended

Directly Generated	\$0
Federal Government	\$0
Local Government	\$0
State Government	\$0
Total Capital Funds Expended	\$0



2023 Asset Management

Transit Asset Management (TAM) Tier	Tier II	TAM Sponsor NTD ID	7R04
--	---------	---------------------------	------

Metrics

Mode	Average Fleet Age in Years
Demand Response	5.6