

2023 Annual Agency Profile - City of Excelsior Springs (NTD ID 70162)

Mailing Address: 201 E BROADWAY ST
EXCELSIOR SPRINGS, MO

Website: <http://www.cityofesmo.com/transportation.html>

Service Consumed

Annual Unlinked Trips (UPT) 11,573

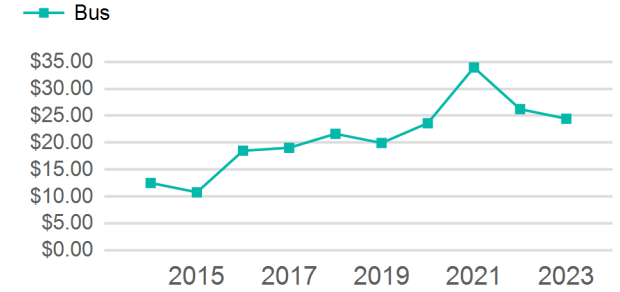
Assets

Revenue Vehicles 4
Service Vehicles
Facilities 3

Service Supplied

Annual Vehicle Revenue Miles (VRM) 59,249
Annual Vehicle Revenue Hours (VRH) 4,991
Vehicles Operated in Maximum Service (VOMS) 4

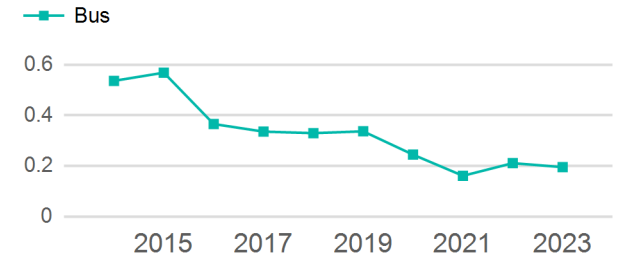
Operating Expenses per Vehicle Revenue Mile



Modal Characteristics

Mode	Annual Unlinked Passenger Trips	Directly Operated VOMS	Purchased Transportation VOMS	Annual Vehicle Revenue Miles	Annual Vehicle Revenue Hours
Bus	11,573	4	0	59,249	4,991
Total	11,573	4	0	59,249	4,991

Unlinked Passenger Trip per Vehicle Revenue Mile



Mode	Service Efficiency		Service Effectiveness		
	OE per VRM	OE per VRH	UPT per VRM	UPT per VRH	OE per UPT
Bus	\$4.78	\$56.72	0.2	2.3	\$24.46
Total	\$4.78	\$56.72	0.2	2.3	\$24.46

2023 Annual Agency Profile - City of Excelsior Springs (NTD ID 70162)

2023 Funding Breakdown

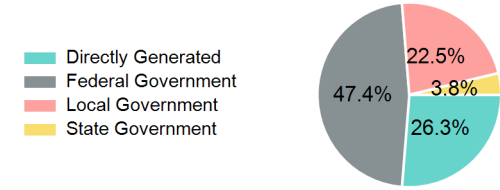
Summary of Operating Expenses (OE)

Mode	Operating Expenses	Fare Revenues
Bus	\$283,099	\$0
Total	\$283,099	\$0

Sources of Operating Funds Expended

Directly Generated	\$74,415
Federal Government	\$134,280
Local Government	\$63,663
State Government	\$10,741
Total Operating Funds Expended	\$283,099

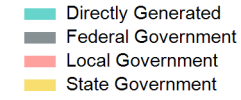
Operating Funding Sources



Capital Funding Sources

Sources of Capital Funds Expended

Directly Generated	\$0
Federal Government	\$0
Local Government	\$0
State Government	\$0
Total Capital Funds Expended	\$0



2023 Asset Management

Transit Asset Management (TAM) Tier	Tier II	TAM Sponsor NTD ID	7R03
--	---------	---------------------------	------

Metrics

Mode	Average Fleet Age in Years
Bus	5.8