

# 2023 Annual Agency Profile - Lancaster Co Rural Transit (NTD ID 70164)

**Mailing Address:** 555 S 10TH ST RM 107  
Lincoln, NE

**Website:** <http://www.211iowa.org/search/?id=31053735>

## Service Consumed

Annual Unlinked Trips (UPT) 1,315

## Service Supplied

Annual Vehicle Revenue Miles (VRM) 29,119

Annual Vehicle Revenue Hours (VRH) 1,861

Vehicles Operated in Maximum Service (VOMS) 3

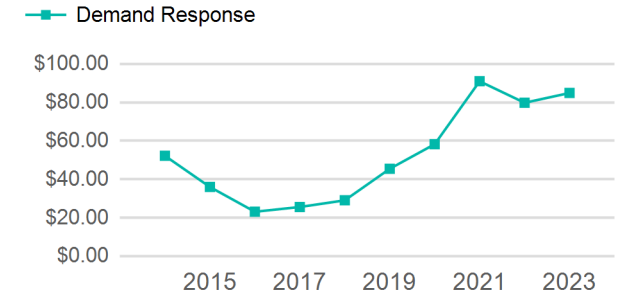
## Assets

Revenue Vehicles 3

Service Vehicles

Facilities

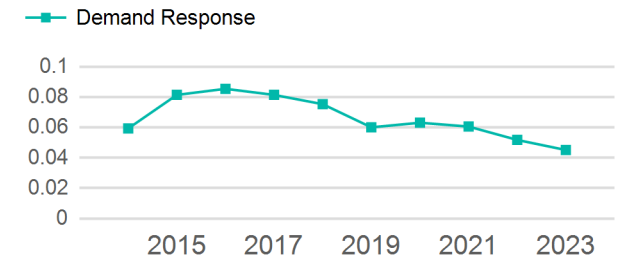
## Operating Expenses per Vehicle Revenue Mile



## Modal Characteristics

Mode	Annual Unlinked Passenger Trips	Directly Operated VOMS	Purchased Transportation VOMS	Annual Vehicle Revenue Miles	Annual Vehicle Revenue Hours
Demand Response	1,315	3	0	29,119	1,861
<b>Total</b>	<b>1,315</b>	<b>3</b>	<b>0</b>	<b>29,119</b>	<b>1,861</b>

## Unlinked Passenger Trip per Vehicle Revenue Mile



## Metrics

### Service Efficiency

### Service Effectiveness

Mode	OE per VRM	OE per VRH	UPT per VRM	UPT per VRH	OE per UPT
Demand Response	\$3.83	\$59.98	0.0	0.7	\$84.89
<b>Total</b>	<b>\$3.83</b>	<b>\$59.98</b>	<b>0.0</b>	<b>0.7</b>	<b>\$84.89</b>

# 2023 Annual Agency Profile - Lancaster Co Rural Transit (NTD ID 70164)

## 2023 Funding Breakdown

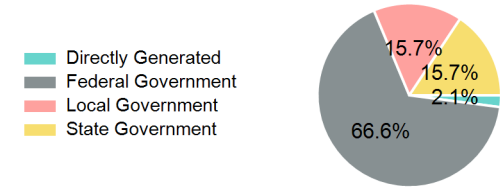
### Summary of Operating Expenses (OE)

Mode	Operating Expenses	Fare Revenues
Demand Response	\$111,627	\$0
<b>Total</b>	<b>\$111,627</b>	<b>\$0</b>

### Sources of Operating Funds Expended

Directly Generated	\$2,298
Federal Government	\$74,386
Local Government	\$17,471
State Government	\$17,472
<b>Total Operating Funds Expended</b>	<b>\$111,627</b>

### Operating Funding Sources



### Capital Funding Sources

### Sources of Capital Funds Expended

Directly Generated	\$0
Federal Government	\$0
Local Government	\$0
State Government	\$0
<b>Total Capital Funds Expended</b>	<b>\$0</b>



## 2023 Asset Management

Transit Asset Management (TAM) Tier: Tier II      TAM Sponsor NTD ID: 7R04

### Metrics

Mode	Average Fleet Age in Years
Demand Response	12.0