

# 2023 Annual Agency Profile - City of Clinton (NTD ID 70173)

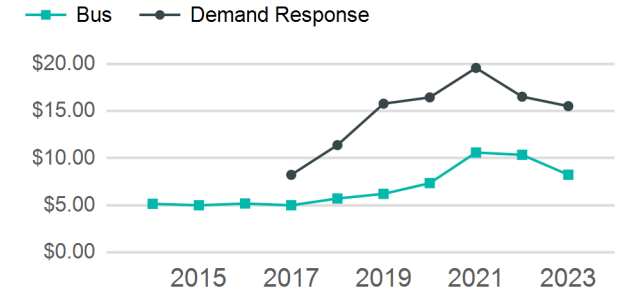
Mailing Address: 611 S 3RD ST  
CLINTON, IA

Website: <https://www.cityofclintoniowa.gov/215/MTA-Transit>

## Service Consumed

Annual Unlinked Trips (UPT) 224,657

## Operating Expenses per Vehicle Revenue Mile



## Assets

Revenue Vehicles	25
Service Vehicles	1
Facilities	2

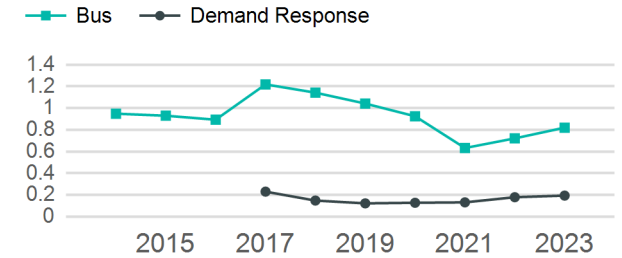
## Service Supplied

Annual Vehicle Revenue Miles (VRM)	338,068
Annual Vehicle Revenue Hours (VRH)	25,780
Vehicles Operated in Maximum Service (VOMS)	13

## Modal Characteristics

Mode	Annual Unlinked Passenger Trips	Directly Operated VOMS	Purchased Transportation VOMS	Annual Vehicle Revenue Miles	Annual Vehicle Revenue Hours
Bus	208,473	7	0	254,306	18,225
Demand Response	16,184	6	0	83,762	7,555
<b>Total</b>	<b>224,657</b>	<b>13</b>	<b>0</b>	<b>338,068</b>	<b>25,780</b>

## Unlinked Passenger Trip per Vehicle Revenue Mile



## Metrics

### Service Efficiency

### Service Effectiveness

Mode	OE per VRM	OE per VRH	UPT per VRM	UPT per VRH	OE per UPT
Bus	\$6.76	\$94.29	0.8	11.4	\$8.24
Demand Response	\$3.00	\$33.25	0.2	2.1	\$15.52
<b>Total</b>	<b>\$5.83</b>	<b>\$76.40</b>	<b>0.7</b>	<b>8.7</b>	<b>\$8.77</b>

# 2023 Annual Agency Profile - City of Clinton (NTD ID 70173)

## 2023 Funding Breakdown

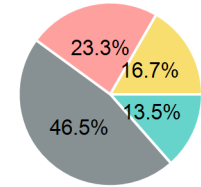
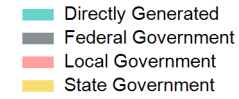
### Summary of Operating Expenses (OE)

Mode	Operating Expenses	Fare Revenues
Bus	\$1,718,427	\$0
Demand Response	\$251,180	\$0
<b>Total</b>	<b>\$1,969,607</b>	<b>\$0</b>

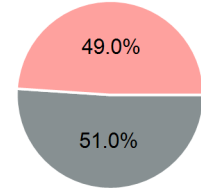
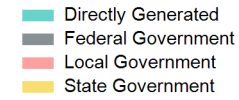
### Sources of Operating Funds Expended

Directly Generated	\$265,987
Federal Government	\$916,376
Local Government	\$459,097
State Government	\$328,147
<b>Total Operating Funds Expended</b>	<b>\$1,969,607</b>

### Operating Funding Sources



### Capital Funding Sources



### Sources of Capital Funds Expended

Directly Generated	\$0
Federal Government	\$159,460
Local Government	\$152,909
State Government	\$0
<b>Total Capital Funds Expended</b>	<b>\$312,369</b>

## 2023 Asset Management

<b>Transit Asset Management (TAM) Tier</b>	Tier II	<b>TAM Sponsor NTD ID</b>	7R01
--	---------	---------------------------	------

### Metrics

Mode	Average Fleet Age in Years
Bus	11.5
Demand Response	8.1