

# 2023 Annual Agency Profile - South Central Kansas Area Agency on Aging (NTD ID 70179)

**Mailing Address:** 926 N MAIN ST STE B  
McPherson, KS

**Website:** <https://www.sckaaa.org/mcpherson-county/>

## Service Consumed

Annual Unlinked Trips (UPT) 9,189

## Service Supplied

Annual Vehicle Revenue Miles (VRM) 23,388

Annual Vehicle Revenue Hours (VRH) 1,917

Vehicles Operated in Maximum Service (VOMS) 3

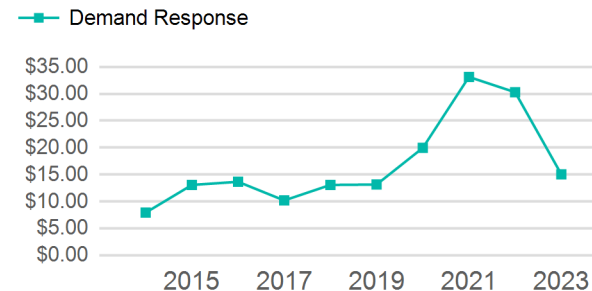
## Assets

Revenue Vehicles 3

Service Vehicles

Facilities

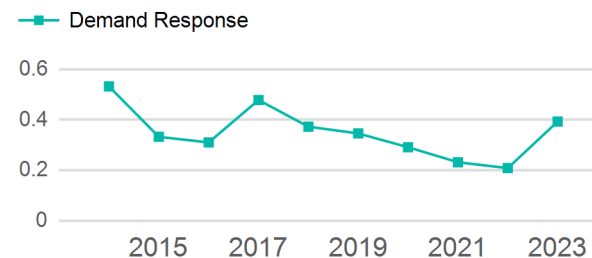
## Operating Expenses per Vehicle Revenue Mile



## Modal Characteristics

Mode	Annual Unlinked Passenger Trips	Directly Operated VOMS	Purchased Transportation VOMS	Annual Vehicle Revenue Miles	Annual Vehicle Revenue Hours
Demand Response	9,189	3	0	23,388	1,917
<b>Total</b>	<b>9,189</b>	<b>3</b>	<b>0</b>	<b>23,388</b>	<b>1,917</b>

## Unlinked Passenger Trip per Vehicle Revenue Mile



## Metrics

Mode	Service Efficiency		Service Effectiveness		
	OE per VRM	OE per VRH	UPT per VRM	UPT per VRH	OE per UPT
Demand Response	\$5.92	\$72.18	0.4	4.8	\$15.06
<b>Total</b>	<b>\$5.92</b>	<b>\$72.18</b>	<b>0.4</b>	<b>4.8</b>	<b>\$15.06</b>

# 2023 Annual Agency Profile - South Central Kansas Area Agency on Aging (NTD ID 70179)

## 2023 Funding Breakdown

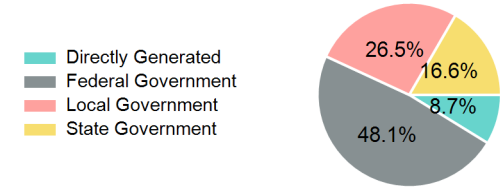
### Summary of Operating Expenses (OE)

Mode	Operating Expenses	Fare Revenues
Demand Response	\$138,367	\$0
<b>Total</b>	<b>\$138,367</b>	<b>\$0</b>

### Sources of Operating Funds Expended

Directly Generated	\$12,093
Federal Government	\$66,586
Local Government	\$36,733
State Government	\$22,955
<b>Total Operating Funds Expended</b>	<b>\$138,367</b>

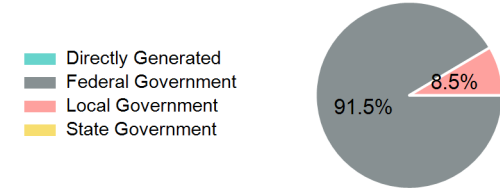
### Operating Funding Sources



### Sources of Capital Funds Expended

Directly Generated	\$0
Federal Government	\$161,012
Local Government	\$14,985
State Government	\$0
<b>Total Capital Funds Expended</b>	<b>\$175,997</b>

### Capital Funding Sources



## 2023 Asset Management

<b>Transit Asset Management (TAM) Tier</b>	Tier II	<b>TAM Sponsor NTD ID</b>	7R02
--	---------	---------------------------	------

### Metrics

Mode	Average Fleet Age in Years
Demand Response	15.3