

# 2023 Annual Agency Profile - City Of Tecumseh (NTD ID 70181)

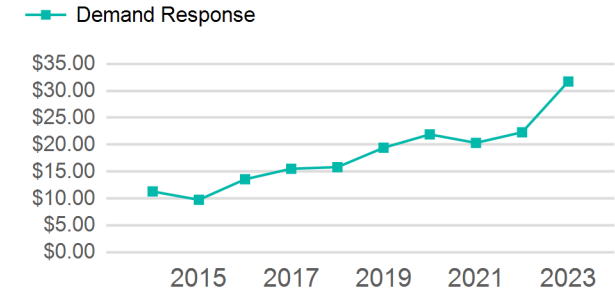
Mailing Address: 122 S 4TH ST  
TECUMSEH, NE

Website: <http://www.tecumsehne.com/public-transit.html>

## Service Consumed

Annual Unlinked Trips (UPT) 2,791

## Operating Expenses per Vehicle Revenue Mile



## Assets

Revenue Vehicles 1  
Service Vehicles  
Facilities

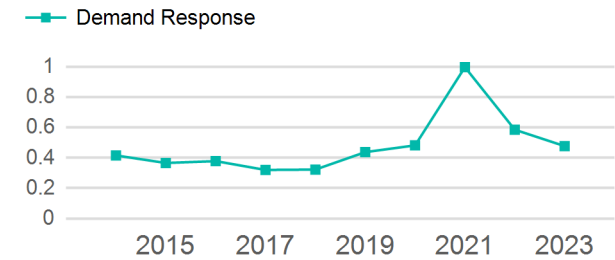
## Service Supplied

Annual Vehicle Revenue Miles (VRM) 5,848  
Annual Vehicle Revenue Hours (VRH) 659  
Vehicles Operated in Maximum Service (VOMS) 1

## Modal Characteristics

Mode	Annual Unlinked Passenger Trips	Directly Operated VOMS	Purchased Transportation VOMS	Annual Vehicle Revenue Miles	Annual Vehicle Revenue Hours
Demand Response	2,791	1	0	5,848	659
<b>Total</b>	<b>2,791</b>	<b>1</b>	<b>0</b>	<b>5,848</b>	<b>659</b>

## Unlinked Passenger Trip per Vehicle Revenue Mile



Mode	Service Efficiency		Service Effectiveness		
	OE per VRM	OE per VRH	UPT per VRM	UPT per VRH	OE per UPT
Demand Response	\$15.14	\$134.38	0.5	4.2	\$31.73
<b>Total</b>	<b>\$15.14</b>	<b>\$134.38</b>	<b>0.5</b>	<b>4.2</b>	<b>\$31.73</b>

# 2023 Annual Agency Profile - City Of Tecumseh (NTD ID 70181)

## 2023 Funding Breakdown

### Summary of Operating Expenses (OE)

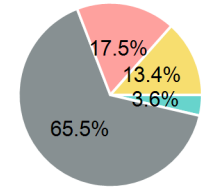
Mode	Operating Expenses	Fare Revenues
Demand Response	\$88,559	\$0
<b>Total</b>	<b>\$88,559</b>	<b>\$0</b>

### Sources of Operating Funds Expended

Directly Generated	\$3,208
Federal Government	\$57,996
Local Government	\$15,476
State Government	\$11,879
<b>Total Operating Funds Expended</b>	<b>\$88,559</b>

### Operating Funding Sources

- Directly Generated
- Federal Government
- Local Government
- State Government



### Capital Funding Sources

- Directly Generated
- Federal Government
- Local Government
- State Government

### Sources of Capital Funds Expended

Directly Generated	\$0
Federal Government	\$0
Local Government	\$0
State Government	\$0
<b>Total Capital Funds Expended</b>	<b>\$0</b>

## 2023 Asset Management

<b>Transit Asset Management (TAM) Tier</b>	Tier II	<b>TAM Sponsor NTD ID</b>	7R04
--	---------	---------------------------	------

### Metrics

Mode	Average Fleet Age in Years
Demand Response	11.0